



**SERC Sdn Bhd**

Socio-Economic Research Centre

# Comprehensive and Progressive Agreement for Trans-Pacific Partnership (CPTPP)

## **Trade in Goods**

*“An update on current progress”*

*9 March 2022*



# Summary of CPTPP Chapter 2

## Chapter 2: National Market and Market Access for Goods

This chapter contains four sections:

- A. **Definition and Scope;**
- B. **National Treatment and Market Access for Goods;**
- C. **Agriculture;** and
- D. **Tariff-Rate Quota Administration.**


The ultimate outcome is to achieve a high level of trade liberalisation and market access among the CPTPP parties.

### Key salient points

- Each CPTPP party shall commit to **reduce or eliminate its customs duties on originating goods of other Parties** according to Schedule in Annex 2-D (Tariff Commitments).
- For **agriculture**, Section C covers **agricultural export subsidies, export credits, export credit guarantees or insurance programmes, agricultural export state trading enterprises, export restrictions or restriction, committee on agricultural trade, agricultural safeguards and trade of products of modern biotechnology.**
- For **tariff rate quota administration**, Section D indicates that the parties shall **publish all information such as size of quotas, eligibility requirements, or application procedures to the public.**
- Each CPTPP party has **different maximum years of tariff commitments (reduction or elimination)** as below:

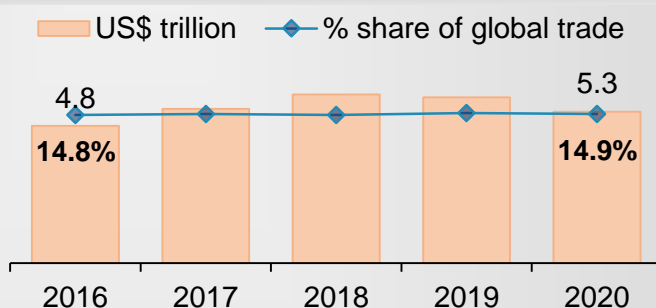
By members	Tariff commitments (Maximum years)	Status of ratification
Singapore	1	Ratified
Australia	4	Ratified
New Zealand	7	Ratified
Chile	8	Yet to ratify
Brunei Darussalam	11	Yet to ratify
Canada	12	Ratified
Malaysia	16	Yet to ratify
Mexico	16	Ratified
Peru	16	Ratified
Japan	21	Ratified
Vietnam	21	Ratified

# CPTPP – Trade in Goods

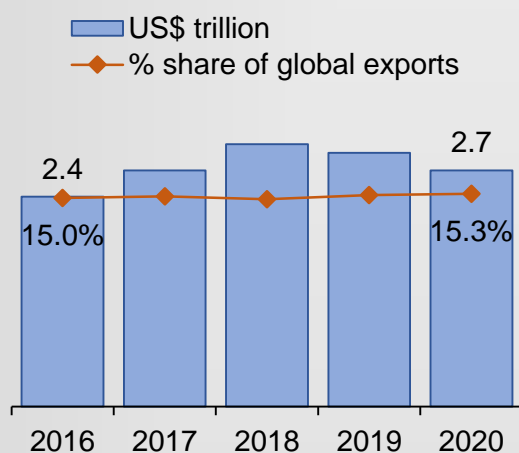


**CPTPP GDP**  
**USD10.7 trillion**  
*(12.7% of global GDP)*  
 Year 2020

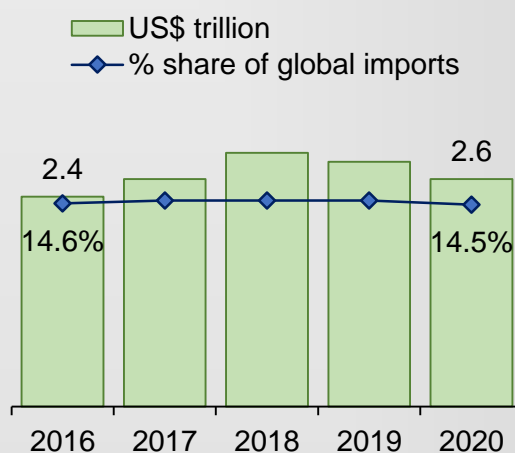
## CPTPP – Total Trade



## CPTPP – Exports



## CPTPP – Imports



### Top 5 CPTPP's major export products to the world

By product (2020)	US\$ billion (% share of CPTPP)
Electrical & electronic products	522.7 (19.1%)
Machinery & equipment	329.1 (12.0%)
Vehicles	279.1 (10.2%)
Mineral fuels & oils	194.5 (7.1%)
Ores, slag & ash	144.2 (5.3%)

### Top 5 CPTPP's major import products from the world

By product (2020)	US\$ billion (% share of CPTPP)
Electrical & electronic products	520.7 (20.4%)
Machinery & equipment	337.8 (13.2%)
Mineral fuels & oils	268.6 (10.5%)
Vehicles	159.2 (6.2%)
Plastics products	95.2 (3.7%)

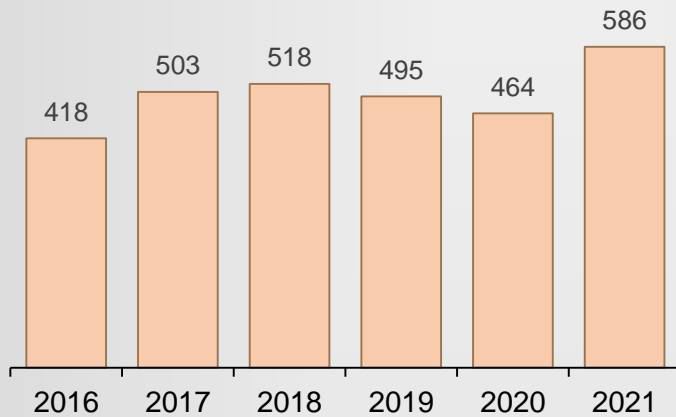
Note: Product category by HS code  
 Source: World Bank; UN Comtrade

# Malaysia's trade position in CPTPP

## Malaysia's total trade with CPTPP

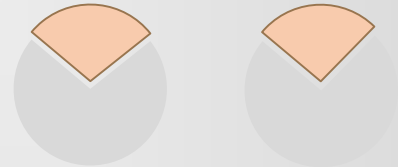
RM billion

CAGR (2017-2021): **+7.0% pa**



CPTPP share of Malaysia's total trade

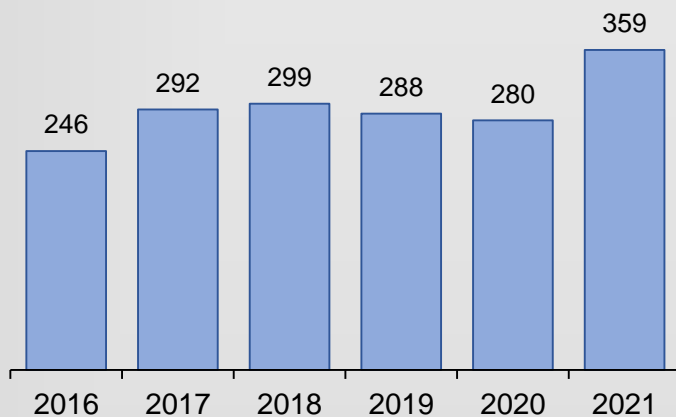
Year 2016 → Year 2021  
28.2% → 26.3%



## Malaysia's exports to CPTPP

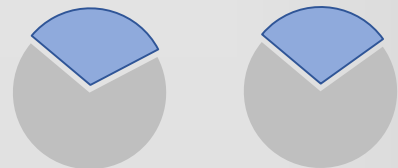
RM billion

CAGR (2017-2021): **+7.9% pa**



CPTPP share of Malaysia's exports

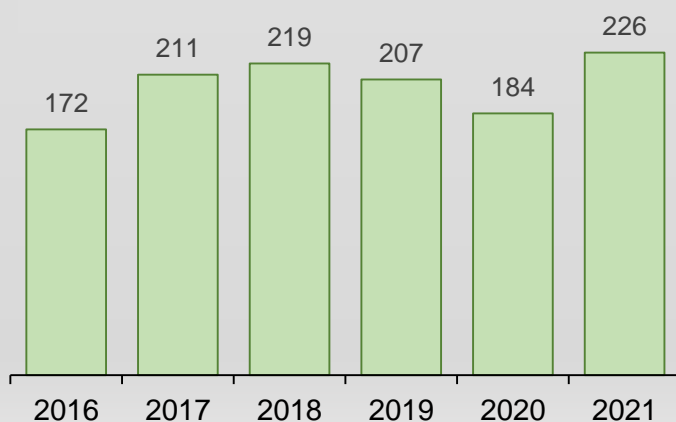
Year 2016 → Year 2021  
31.2% → 29.0%



## Malaysia's imports from CPTPP

RM billion

CAGR (2017-2021): **+5.6% pa**



CPTPP share to Malaysia's imports

Year 2016 → Year 2021  
24.7% → 22.9%



Source: DOSM; data as at 2020

# Malaysia's trade position in CPTPP (cont.)

## Malaysia's exports to CPTPP

### Top 5 export destination (Year 2021)

### Top 5 products exporting to CPTPP parties (Year 2021)

By country	RM billion	Share of CPTPP parties	By product	RM billion	Share of CPTPP parties
Singapore	173.4	14.0%	Electrical & electronic products	133.0	37.0%
Japan	75.3	6.1%	Mineral fuels & oils	68.8	19.2%
Vietnam	45.5	3.7%	Machinery & equipment	30.2	8.4%
Australia	35.1	2.8%	Plastic products	12.5	3.5%
Mexico	11.6	0.9%	Optical & medical equipment	12.2	3.4%

## Malaysia's imports from CPTPP

### Top 5 source of imports (Year 2021)

### Top 5 products importing from CPTPP parties (Year 2021)

By country	RM billion	Share of CPTPP parties	By product	RM billion	Share of CPTPP parties
Singapore	93.7	9.5%	Electrical & electronic products	63.1	27.9%
Japan	73.7	7.5%	Mineral fuels & oils	39.2	17.3%
Vietnam	23.8	2.4%	Machinery & equipment	16.4	7.2%
Australia	22.6	2.3%	Pearls, precious stones & metals	15.7	6.9%
Canada	3.6	0.4%	Plastic products	9.8	4.3%

Note:1 Product category by HS code  
Source: DOSM

# Malaysia's major export products\* to CPTPP members in 2021



Australia	RM mil	% share
Mineral fuels & oils	15,729	44.8%
Machinery & equipment	3,301	9.4%
Electrical & electronic products	2,789	7.9%
Plastic products	1,757	5.0%
Rubber products	1,347	3.8%
Others	10,222	29.1%
<b>Total Exports</b>	<b>35,145</b>	<b>100.0%</b>



Brunei	RM mil	% share
Mineral fuels & oils	3,260	56.4%
Preparations of cereals, etc.	270	4.7%
Machinery & equipment	251	4.3%
Pharmaceutical products	179	3.1%
Miscellaneous edible preparations	165	2.9%
Others	1,651	28.6%
<b>Total Exports</b>	<b>5,776</b>	<b>100.0%</b>



Canada	RM mil	% share
Rubber products	2,141	33.7%
Electrical & electronic products	1,426	22.4%
Aircraft, spacecraft & parts	482	7.6%
Machinery & equipment	409	6.4%
Furniture products	298	4.7%
Others	1,601	25.2%
<b>Total Exports</b>	<b>6,357</b>	<b>100.0%</b>



Chile	RM mil	% share
Rubber products	240	25.5%
Fertilisers	157	16.7%
Furniture products	70	7.4%
Animal or vegetable fats & oils	69	7.4%
Electrical & electronic products	65	6.9%
Others	339	36.1%
<b>Total Exports</b>	<b>939</b>	<b>100.0%</b>



Japan	RM mil	% share
Electrical & electronic products	22,083	29.3%
Mineral fuels & oils	19,458	25.9%
Rubber products	3,227	4.3%
Plastic products	3,030	4.0%
Optical & medical equipment	3,004	4.0%
Others	24,468	32.5%
<b>Total Exports</b>	<b>75,270</b>	<b>100.0%</b>



Mexico	RM mil	% share
Electrical & electronic products	7,133	61.5%
Machinery & equipment	966	8.3%
Aluminium products	833	7.2%
Rubber products	270	2.3%
Optical & medical equipment	268	2.3%
Others	2,119	18.3%
<b>Total Exports</b>	<b>11,590</b>	<b>100.0%</b>

\* Product category by HS code  
Source: DOSM

# Malaysia's major export products\* to CPTPP members in 2021 (cont.)



New Zealand	RM mil	% share
Mineral fuels & oils	641	14.5%
Fertilisers	460	10.4%
Animal or vegetable fats & oils	417	9.4%
Electrical & electronic products	389	8.8%
Machinery & equipment	372	8.4%
Others	2,140	48.4%
<b>Total Exports</b>	<b>4,419</b>	<b>100.0%</b>



Peru	RM mil	% share
Rubber products	159	20.1%
Miscellaneous edible preparations	141	17.8%
Mineral fuels & oils	100	12.6%
Glass & glassware	84	10.7%
Electrical & electronic products	69	8.7%
Others	237	30.0%
<b>Total Exports</b>	<b>791</b>	<b>100.0%</b>



Singapore	RM mil	% share
Electrical & electronic products	80,341	46.3%
Mineral fuels & oils	23,786	13.7%
Machinery & equipment	19,448	11.2%
Optical & medical equipment	7,105	4.1%
Plastic products	3,878	2.2%
Others	38,829	22.4%
<b>Total Exports</b>	<b>173,386</b>	<b>100.0%</b>



Vietnam	RM mil	% share
Electrical and electronic products	18,665	41.0%
Mineral fuels & oils	5,767	12.7%
Machinery & equipment	3,211	7.1%
Plastic products	3,090	6.8%
Aluminium products	1,933	4.2%
Others	12,837	28.2%
<b>Total Exports</b>	<b>45,502</b>	<b>100.0%</b>

\* Product category by HS code

Source: DOSM



# Malaysia's major import products\* from CPTPP members in 2021



Australia	RM mil	% share
Mineral fuels & oils	6,518	28.9%
Copper products	3,134	13.9%
Ores, slag & ash	2,315	10.3%
Inorganic chemicals	2,097	9.3%
Cereals	1,228	5.4%
Others	7,270	32.2%
<b>Total Imports</b>	<b>22,562</b>	<b>100.0%</b>



Canada	RM mil	% share
Fertilisers	883	24.7%
Plastic products	396	11.1%
Electrical & electronic products	296	8.3%
Aluminium products	196	5.5%
Cereals	195	5.5%
Others	1,601	44.9%
<b>Total Imports</b>	<b>3,567</b>	<b>100.0%</b>



Japan	RM mil	% share
Electrical & electronic products	25,293	34.3%
Machinery & equipment	8,178	11.1%
Iron & steel	5,340	7.2%
Vehicles	5,333	7.2%
Pearls, precious stones & metals	4,440	6.0%
Others	25,129	34.1%
<b>Total Imports</b>	<b>73,712</b>	<b>100.0%</b>



Brunei	RM mil	% share
Mineral fuels & oils	1,932	85.6%
Ships, boats & floating structures	131	5.8%
Organic chemicals	59	2.6%
Machinery & equipment	31	1.4%
Residues from food industries	18	0.8%
Others	85	3.8%
<b>Total Imports</b>	<b>2,257</b>	<b>100.0%</b>



Chile	RM mil	% share
Ores, slag and ash	566	62.7%
Fish & other aquatic invertebrates	64	7.0%
Fruit & nuts	41	4.6%
Pulp of wood & other fibrous cellulosic material	34	3.8%
Wood & wood products	28	3.2%
Others	169	18.8%
<b>Total Imports</b>	<b>903</b>	<b>100.0%</b>



Mexico	RM mil	% share
Electrical & electronic products	1,094	47.5%
Machinery & equipment	314	13.6%
Optical & medical equipment	251	10.9%
Vehicles	225	9.7%
Fish & other aquatic Invertebrates	89	3.8%
Others	332	14.4%
<b>Total Imports</b>	<b>2,304</b>	<b>100.0%</b>

\* Product category by HS code  
Source: DOSM



# Malaysia's major import products\* from CPTPP members in 2021 (cont.)



New Zealand	RM mil	% share
Dairy products, eggs, honey and edible products of animal origin	1,767	56.6%
Meat & edible meat offal	150	4.8%
Preparations of cereals, etc	150	4.8%
Wood & wood products	136	4.4%
Fruits & nuts	125	4.0%
Others	792	25.4%
<b>Total Imports</b>	<b>3,120</b>	<b>100.0%</b>



Peru	RM mil	% share
Ores, slag & ash	281	64.7%
Cocoa & cocoa preparations	64	14.8%
Salt; sulphur, earths, stones	24	5.6%
Fish & other aquatic Invertebrates	21	4.9%
Copper products	12	2.7%
Others	31	7.2%
<b>Total Imports</b>	<b>434</b>	<b>100.0%</b>



Singapore	RM mil	% share
Electrical & electronic products	27,424	29.3%
Mineral fuels & oils	26,890	28.7%
Pearls, precious stones & metals	10,378	11.1%
Machinery & equipment	5,941	6.3%
Plastics products	4,278	4.6%
Others	18,812	20.1%
<b>Total Imports</b>	<b>93,722</b>	<b>100.0%</b>



Vietnam	RM mil	% share
Electrical & electronic products	8,844	37.2%
Iron & steel	2,855	12.0%
Machinery & equipment	1,557	6.6%
Mineral fuels & oils	1,202	5.1%
Glass & glassware	722	3.0%
Others	8,583	36.1%
<b>Total Imports</b>	<b>23,763</b>	<b>100.0%</b>

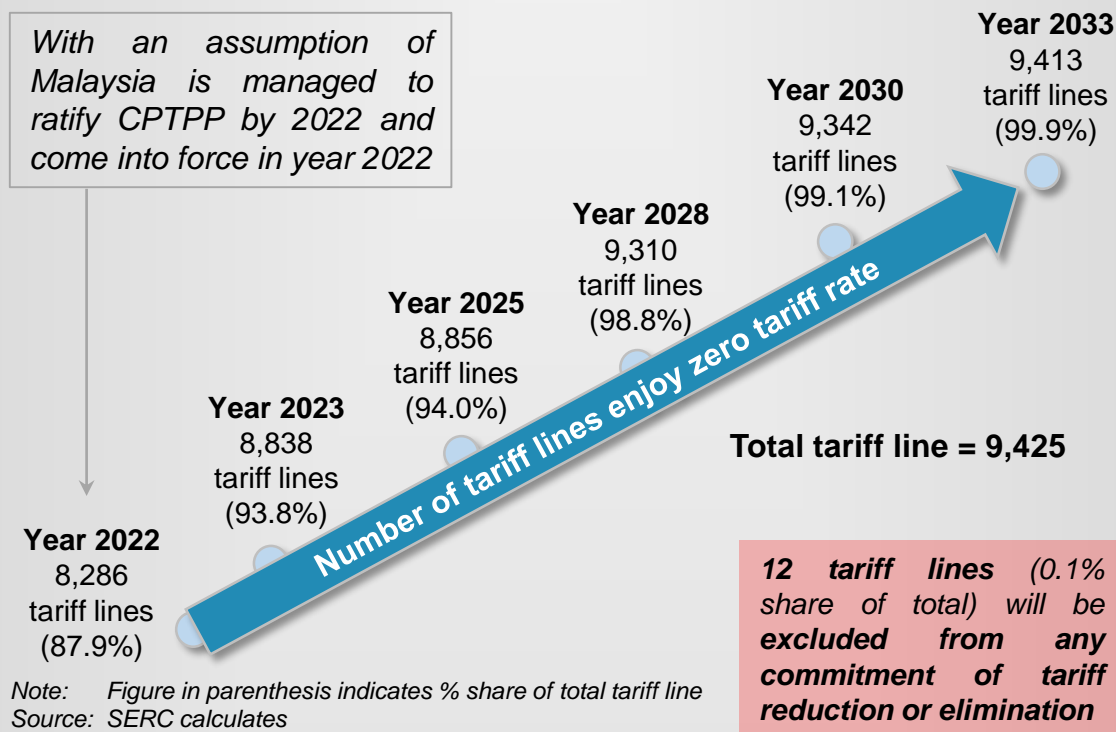
\* Product category by HS code

Source: DOSM



# Findings of Malaysia's tariff commitments

## Malaysia's Schedule of Tariff Commitments in CPTPP



- **If CPTPP enter into force in Malaysia in 2022, our tabulation of Malaysia's tariff commitments by products showed that:**
  - For **food and beverages (HS code 01-23)**, 94.4% of tariff lines will immediately enjoy zero tariff rate. Imported products like pineapples, guavas, persimmons and mata kucing will not be imposed tariff in 2028. Furthermore, imported rice with tariff rate of 15-40% also will be eliminated by 2028.
  - For **iron and steel (HS code 72 and 73)**, only 286 tariff lines (60.0% share) will enjoy zero tariff rate in 2022. According to the schedule, no tariff rate will be imposed on this category by 2028.
  - For **machinery and equipment (HS code 84)**, zero tariff rate in tariff lines accounted for 593 (86.1% share) in 2022. One year later (year 2023), tariff lines with zero tariff rate will be increased by 88 to 681 (98.8%).
  - For **electrical and electronic products (HS code 85)**, 424 tariff lines (94.0% share) will enjoy zero tariff rate in 2022. By 2023, additional 22 tariff lines will fall into the category of zero tariff rate. It adds up about 98.9% of tariff lines in HS code 85 will not be charged any import duty.
  - For **imported passenger cars (HS code 8703)**, the tariff rate is ranging between 10% and 35% for 138 tariff lines while 44 tariff lines (24.2% share) will enjoy zero tariff rate in 2022. An additional 46 tariff lines (25.3%) in 2025 and another 60 tariff lines (33.0%) in 2028 will become zero rated. By 2030, there will be no import tariff imposed on all kind of imported passenger cars.
- **For more details or product lines related to specific industry, kindly refers to page 23-95.**

# Findings of Malaysia's tariff commitments (cont.)

## Malaysia's Tariff Commitments in CPTPP and RCEP

"Malaysia's imported goods from CPTPP partners and RCEP partners"

	CPTPP	CPTPP	RCEP	RCEP
By category	Number of tariff lines	Share of tariff lines	Number of tariff lines	Share of tariff lines
<b>Before implementation,</b>				
Tariff lines are enjoying zero tariff rate <sup>^</sup>	6,098	64.7%	6,086	64.6%
<b>After implementation, tariff lines will reduce to zero tariff rate in:</b>				
Year 1	1,968	20.9%	504	5.3%
Year 3	220	2.3%	-	-
Year 6	552	5.9%	-	-
Year 8	18	0.2%	-	-
Year 10	-	-	1,252	13.2%
Year 11	454	4.8%	-	-
Year 13	32	0.3%	-	-
Year 15	-	-	573	6.1%
Year 16	71	0.8%	-	-
Year 20	-	-	69	0.7%
Tariff rate will be reduced but not to be zero-rated	-	-	250	2.7%
Tariff lines will be excluded from any commitment of tariff reduction or elimination	12*	0.1%	691 <sup>#</sup>	7.3%
<b>Total =</b>	<b>9,425</b>	<b>100.0%</b>	<b>9,425</b>	<b>100.0%</b>

<sup>^</sup> The base rates of duty set out reflect Malaysia's Most Favoured-Nation (MFN) rates of duty in effect on 1 January 2010 for CPTPP and 1 January 2014 for RCEP

\*Refer to HS010511900 (Other than breeding fowls [live] – weighing not more than 185g), HS010594190 (Other than breeding fowls [live] – weighing not more than 2kg); HS020711000 (Meat and edible offal: Of fowls of the species Gallus domesticus [Not cut in pieces, fresh or chilled]); HS020712000 (Meat and edible offal: Of fowls of the species Gallus domesticus [Not cut in pieces, frozen]), HS020713000 (Meat and edible offal: Of fowls of the species Gallus domesticus [Cuts and offal, fresh or chilled]), HS020714000 (Meat and edible offal: Of fowls of the species Gallus domesticus [Cuts and offal, frozen]), HS040711000 (Fertilised species Gallus domesticus eggs for incubation), HS040719100 (Fertilised duck eggs for incubation), HS040721000 (Fresh species Gallus domesticus eggs), HS040729100 (Fresh duck eggs), HS040790100 (Species Gallus domesticus - Other than fresh eggs and fertilised eggs for incubation), HS040790200 (Ducks - Other than fresh eggs and fertilised eggs for incubation)

<sup>#</sup> Include tariff lines under TRQ and no tariff reduction after Year 20

Source: SERC calculates; Malaysia's Schedule of Tariff Commitments in CPTPP Agreement; Malaysia's Schedule of Tariff Commitments in RCEP Agreement

# Findings of Malaysia's tariff commitments (cont.)

## Comparison of Malaysia's Tariff Commitments between CPTPP and RCEP *"Malaysia's imported goods from CPTPP partners and RCEP partners"*



The CPTPP entered into force on 30 December 2018. **If Malaysia manage to ratify CPTPP by 2022, tariff commitments on imported goods from CPTPP partners will follow the schedule of Year 5. It means that 8,286 tariff lines (87.9% share of total tariff lines) come with zero tariff rate in 2022**, followed by additional 552 tariff lines (5.9% share) will reduce to zero tariff rate by 2023 (Year 6 in schedule), and another 18 tariff lines (0.2% share) will reduce to zero tariff rate by 2025 (Year 8 in schedule). **Ultimately, 99.9% share of total imported goods from CPTPP partners will enjoy zero tariff rate by 2033 (Year 16).**



Based on Malaysia's MFN rates of duty as of 1 January 2014, 64.6% of tariff lines from RCEP parties into Malaysia are enjoying zero tariff rate. Once Malaysia is entered into force on 18 March 2022 for RCEP, an additional 5.3% of tariff lines' tariff rate is immediately eliminated. Another 20.0% of tariff lines will reduce to zero tariff rate in Year 10, Year 15 and Year 20. **Ultimately, 90.0% of tariff lines will not be taxed in Year 20 and subsequent years.**



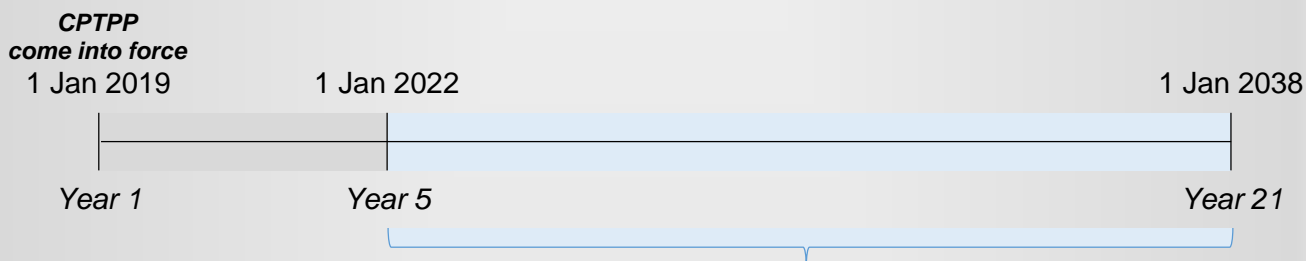
**The key differences** of Malaysia's Tariff Commitments between CPTPP and RCEP are as follows:

Differences	CPTPP	RCEP
Overall Tariff Commitments Schedule	Simple and straight forward	Not as simple and straight forward as CPTPP
Total tariff lines to be zero rated eventually (time frame)	99.9% by 2033 (Year 16)	90.0% by 2041 (Year 20)
Total tariff lines to be reduced but not zero rated	None	2.7%
Total tariff lines that excluded from tariff reduction or elimination	0.1%	7.3%

# Findings of CPTPP's tariff commitments

## CPTPP members: Progress of tariff commitments

- CPTPP entered into force on 31 December 2018. If Malaysia manage to ratify CPTPP and come into force in year 2022 (Year 5 on schedule of tariff commitment), the magnitude of Malaysia's goods to enjoy zero tariff rate based on CPTPP member's schedule of tariff commitments is as below:



Calendar year	Year on Schedule	Singapore	Australia	New Zealand	Canada	Mexico	Peru	Japan	Vietnam	Yet to ratify	
										Chile	Brunei
<i>% of tariff lines enjoy zero tariff rate</i>											
2022	Year 5	100.0	99.9	96.5	95.8	79.6	81.1	82.8	85.6	97.0	92.3
2023	Year 6			96.5	96.9	79.6	86.0	86.1	88.2	97.0	92.7
2024	Year 7			99.6	96.9	79.6	86.0	86.1	88.6	97.0	99.9
2025	Year 8				96.9	79.6	86.0	86.6	91.2	99.5	99.9
2026	Year 9				96.9	79.6	86.0	86.6	91.2		99.9
2027	Year 10				96.9	97.9	86.0	86.7	91.5		99.9
2028	Year 11				98.5	97.9	91.4	92.4	95.8		100.0
2029	Year 12				98.7	97.9	91.4	92.4	96.8		
2030	Year 13					98.1	91.4	92.4	97.6		
2032	Year 15					98.6	91.4	92.4	97.6		
2033	Year 16					99.4	99.4	93.9	97.7		
2038	Year 21							94.0	97.9		
<i>% of tariff lines will be reduced but not to be zero-rated</i>											
						0.2		1.4			
<i>% tariff lines will be excluded from any commitment of tariff reduction and elimination or imposed a special rate on quantity thresholds</i>											
		0.1	0.4	1.3	0.4	0.6	4.6	2.1	0.5		

= increasing tariff lines that enjoy zero tariff rate in particular year

Source: SERC calculates



# SERC's comments on CPTPP

## New market access

- As of now, Malaysia has 14 free trade agreements (FTAs) (7 bilateral FTAs and 7 regional FTAs) covering 19 economies. The coverage of economies will be increased by 3 to 22 economies if Malaysia joins CPTPP in 2022.
- The three economies (Canada, Mexico and Peru) have a combined GDP value of US\$2.7 trillion (3.2% of global GDP) and 200 million population (2.6% of global population) in 2020. It is expected that **more opportunities for Malaysia businesses to participate in global supply chains** as well as **a base to access the American region**. Most importantly, the CPTPP offers elimination of tariffs as well as reduction in non-tariff barriers (NTBs) in export markets.



## New market opportunities await

- A number of countries like United Kingdom (UK), China, South Korea, Taiwan, Colombia, Indonesia, Thailand and Philippines have shown interest to join CPTPP. In 2021, China had filled an application to join the CPTPP; The UK is actively negotiating terms with selected CPTPP members and is expected to join the trade block by end-2022. **An enlargement of CPTPP is expected to happen in near future.**
- A survey<sup>1</sup> from the Center for Strategic and International Studies (CSIS) has revealed that medium and larger firms would gain new customers (45% of respondents), new sales (39%) and diversified into new markets (36%). Small online sellers on e-commerce platforms have reported gains in diversifying markets (51%) and reaching foreign customers (36%).
- **SERC urges the Government to ratify CPTPP as soon as possible** because CPTPP can become one of the catalytic tools in aiding Malaysia's economic recovery and reinvigorating sustainable growth post the COVID-19 pandemic.

## Short-term pain for long-term gain

- CPTPP would pose challenges for certain industries as they need to face new competitors in both domestic and foreign markets in terms of products' quality and prices. They have to adjust their business model according to new terms and regulations in the agreements.
- It is a matter of time that the terms and regulations in CPTPP have to be implemented by any government to fulfil the Sustainable Development Goals (SDG) agenda, global climate change agenda or fair trade practices. Hence, country who participates in CPTPP as early as possible may gain first mover advantage and achieve sustainable development.

<sup>1</sup>What Do CPTPP Member Country Business Think about the CPTPP (published in August 2021)  
Source: World Bank, UNTACD, IMF

# Market potential for Malaysian businesses in selected CPTPP countries



**Canada** (1.8%\*\* of Malaysia's total exports)



**Population**  
38.0 million\*



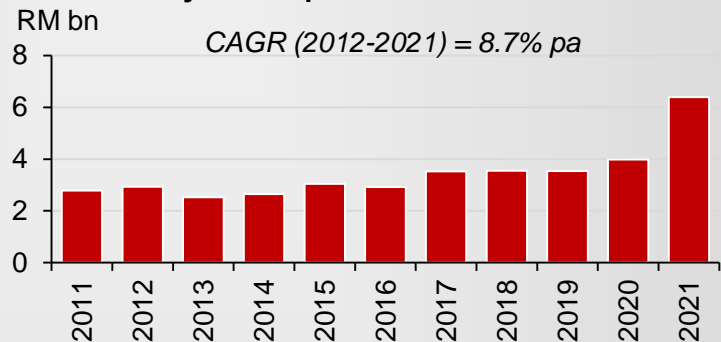
**GDP per capita**  
US\$48,617.1\*

\*Data as at 2020

\*\* Data as of 2021

Source: World Bank, IMF

## Malaysia's export trends to Canada



Source: DOSM

- Based on SERC's tabulations, there are 4,198 or 57.6% of tariff lines in Canada are under zero tariff rate prior to ratification of CPTPP. By 2022, 6,977 or 95.8% of tariff lines will be under zero tariff rate. After the end period of Canada's tariff schedule (year 2029), tariff lines with zero tariff rate will increase to 98.7%.

### Attention points


- Selected products exporting to Canada only enjoy a duty-free for selected quantity in each quota year. Goods entered in aggregate quantities in excess of the quantities set out shall continue to receive Most-Favored Nations (MFN) tariff treatment. Those products are:

Milk, cream, skim milk powders, milk powders, cream powders, concentrated milk, yogurt and buttermilk, powdered buttermilk, product consisting of natural milk constituents, butter, industrial cheese, mozzarella and prepared cheese, cheese of all types, ice cream and mixes, other dairy, broiler hatching eggs and chicks, chicken, turkey and eggs.

- For whey powder, there is no quantity control to enjoy a duty-free in 2028 onwards.

### Opportunities in sustainable products

- PWC's Canadian Consumer Insights 2021 revealed that **nearly half of Canadian survey respondents purchase the products that are supportive of protecting the environment (49%) or purchase more biodegradable/eco-friendly products (46%).**
- To meet Canada's target net-zero emissions by 2050, the Canadian government has announced to allocate more than US\$2.6 million to increase awareness of climate change and climate action for young Canadians.
- Sustainable products are expected to an increase in annual demand in Canada.** To penetrate the market, businesses have to think a creative way to inform your customers about the products. For example, QR codes on the product allows customers to know the background of manufacturer as well as manufacturing progress of the product.



# Market potential for Malaysian businesses in selected CPTPP countries (cont.)



## Mexico (3.2% \*\* of Malaysia's total exports)



**Population**  
128.9 million\*



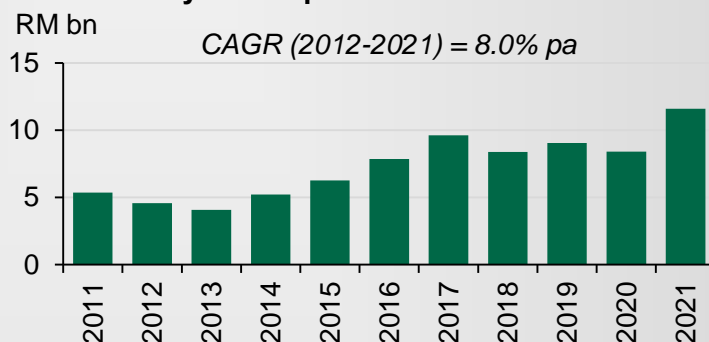
**GDP per capita**  
US\$9,322.3\*

\*Data as at 2020

\*\* Data as of 2021

Source: World Bank, IMF

### Malaysia's export trends to Mexico



Source: DOSM

- Based on SERC tabulations, there are 6815 or 55.3% of tariff lines in Mexico are under zero tariff rate prior to ratification of CPTPP. By 2022, 9,800 or 79.6% of tariff lines will be under zero tariff rate. A huge tariff elimination will materialise after another five years in 2027 with the share of tariff lines with zero tariff will increase to 97.9%. After the end period of Mexico's tariff schedule (year 2033), tariff lines with zero tariff rate will increase to 99.4%.

### Attention points

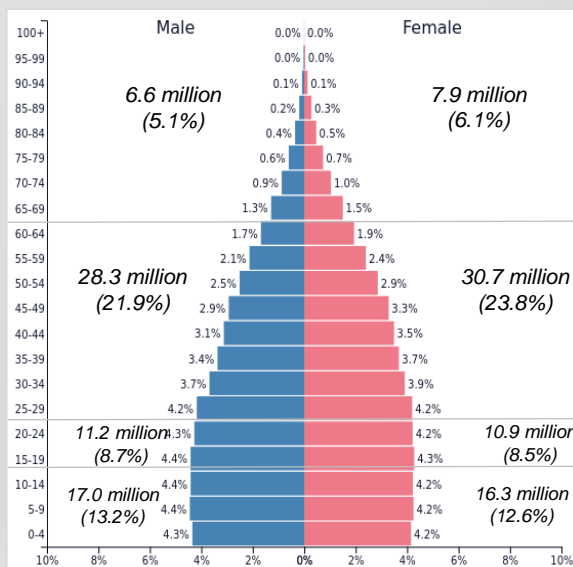
- Selected products exporting to Mexico only enjoy a duty-free for selected quantity in each quota year. Goods entered in aggregate quantities in excess of the quantities set out shall continue to receive Most-Favored Nations (MFN) tariff treatment. Those products are:

Milk and cream (not concentrated or containing added sugar or other sweetening matter), milk powder, evaporated milk, condensed milk, products consisting of natural milk constituents (whether or not containing added sugar or other sweetening matter, not elsewhere specified or included), butter, cheese, dairy-based preparations, palm oil, palm kernel oil and sugar.

### Opportunities in consumer products

- Mexico's population had increased by 1.3% pa from 98.8 million in 2000 to 128.9 million in 2020. **43.0% share contributed by the age group below 25 year old.** OECD forecasted Mexico's population will continue to grow to **138.0 million in 2030.**
- In addition, the COVID-19 pandemic had boosted the number of e-commerce users to 50.7 million in 2020. Hence, **there are business opportunities for youth consumer products or adolescence.**
- Malaysia's potential products to be exported:** fashion, cosmetics, sport equipment, electronics accessories or foods and beverage.

### Mexico's population age structure (2020)



Note: Figure in parenthesis indicates % share of total population

Source: PopulationPrymaid.net



# Market potential for Malaysian businesses in selected CPTPP countries (cont.)



**Peru (0.2%\*\* of Malaysia's total exports)**



**Population**  
33.0 million\*



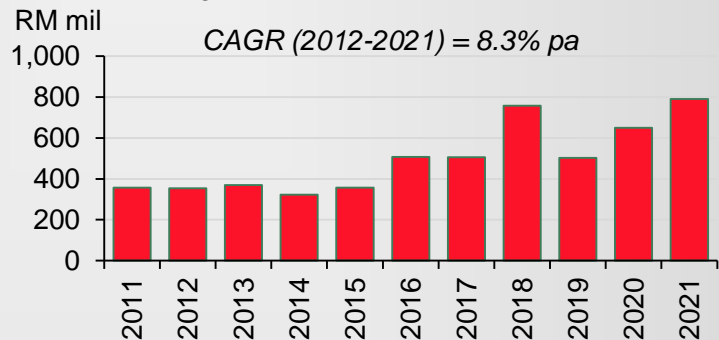
**GDP per capita**  
US\$5,685.4\*

\*Data as at 2020

\*\* Data as of 2021

Source: World Bank, IMF

## Malaysia's export trends to Peru



Source: DOSM

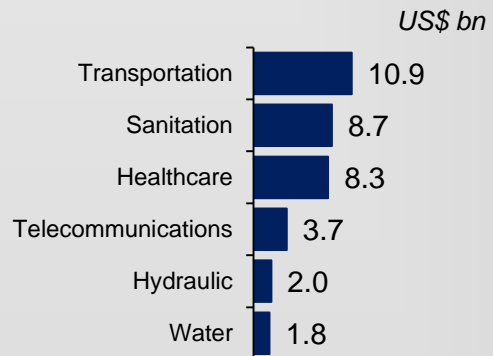
- Based on SERC tabulations, there are 4,065 or 53.8% of tariff lines in Peru are under zero tariff rate prior to ratification of CPTPP. By 2022, 6,123 or 81.1% of tariff lines will be under zero tariff rate. The share of tariff lines with zero tariff will increase by about 5% to 86.0% in 2023 and another 5.4% to 91.4% in 2028. After the end period of Peru's tariff schedule (year 2033), tariff lines with zero tariff rate will increase to 99.4%.

## Opportunities in supply of construction/building materials

- The government has launched the **National Infrastructure Plan for Competitiveness (PNIC)** in 2019 to address infrastructure gap in the country. It is estimated that US\$110 billion infrastructure investment over next 20 years to bridge long-term infrastructure gap.
- In the first five years**, it is approximately needs **US\$35 billion** for transport (31% share of total), sanitation (25%), healthcare (24%), telecommunications (10%), hydraulic (6%) and water (5%).
- Malaysia's potential products to be exported:** wood products, iron, steel, glass, glassware, copper, nickel, clad metals, cements or aluminium.

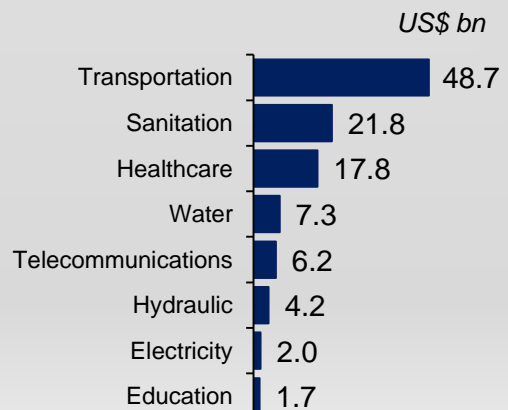
### Infrastructure Gap – Short term

Distribution of US\$35 billion



### Infrastructure Gap – Long Term

Distribution of US\$110 billion



Source: EY

# Conclusion

- **CPTPP plays a catalytic role to aid Malaysia's economic recovery via the expansion of trade and services post-pandemic.** High free flowing of goods and services through tariff liberalisation and ease of regulations would help to increase economic growth and expand investment flows in the CPTPP region. We believe that the ratification of both CPTPP and RCEP can serve as one of the external trade drivers to support Malaysia's sustainable economic growth path.
- Ministry of International Trade and Industry (MITI) has announced that **the Government will ratify CPTPP agreement before the third quarter of 2022. Malaysia's tariff commitments will follow the schedule of Year 5, which has 87.9% of tariff lines with zero tariff rate.**
- Amid facing challenges and competition from foreign firms in both domestic and foreign markets, Malaysia's domestic businesses and manufacturers are expected to benefit from the sourcing competitively priced of raw materials, which can help to ease the cost of production. The export-oriented players able to offer competitive priced products in CPTPP members' marketplace, thanks to the gradual elimination of import duties in most goods (77%-100% of tariff line with zero rate in CPTPP partners\*). Consumers can benefit from a variety of goods and services that enjoy a reduction in tariff rate.
- Other than trade liberalisation, CPTPP will make efforts to address non-tariff barriers, labour issues, and environmental issues. Global investors will have more interests to invest in CPTPP countries, especially those businesses that adopt sustainable practices in complying with SDG standards. **More importantly, CPTPP offers opportunities for Malaysian businesses to participate in regional value chains, and significantly reduce the burden of complying with FTA's rules of origin.**

*\*Members who ratified the agreement*



# Appendix

	Page
Chapter 2 – National Treatment and Market Access for Goods (CPTPP agreement)	<a href="#">Click here</a>
Appendix A – Tariff rate quotas of Malaysia	<a href="#">Click here</a>
Annex 2-D – Tariff schedule of Malaysia	<a href="#">Click here</a>
Tariff schedule of Malaysia (HS2012) ( <i>Full document</i> )	<a href="#">Click here</a>
Abbreviations & Glossary	20-21
Harmonized System (HS)	22
Summary of Malaysia’s Schedule of Tariff Commitments by Section	23-24
Summary of Malaysia’s Schedule of Tariff Commitments by Chapter	25-27
Malaysia’s Schedule of Tariff Commitments by Chapter	27-95

# Abbreviations & Glossary

	Abbreviations	Glossary
Tariff Line	TL	A product as defined in the lists of tariff rates. Products can be sub-divided, the level of detailed products reflected in the number of digits in the HS code use to identify the product.
Number	N	-

## Three categories can be classified in Malaysia's Schedule of Tariff Commitments

Category (A)	BR = 0%
	N of TL



### Category (A)

CPTPP was implemented on 31 December 2018. The number of tariff lines are calculated based on the schedule of Year 5 if Malaysia manage to ratify CPTPP by 2022 and come into force in year 2022

Category (B)	C-BR (B6-B16)	B6	B8	B11	B13	B16
	XX-XX%	N of TL				



### Category (B)

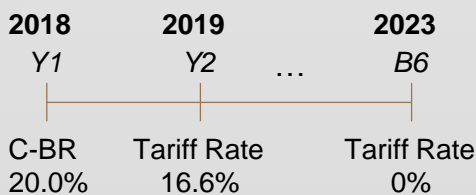
If Malaysia is going to ratify CPTPP by 2022, the remaining imported goods will follow the schedule to eliminate the tariff rate in Year 6 (B6), Year 8 (B8), Year 11 (B11), Year 13 (B13) or Year 16 (B16).

- C-BR = Current base rate (BR) or tariff rate (XX%[Min] – XX% [Max])

### Examples:

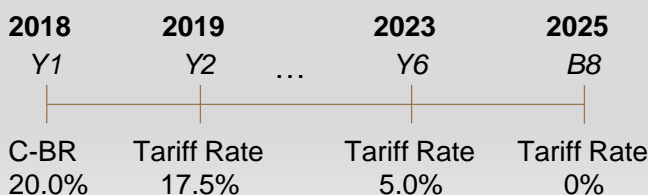
#### B6 (Year 6 or year 2023)

Implementation of CPTPP



#### B8 (Year 8 or year 2025)

Implementation of CPTPP

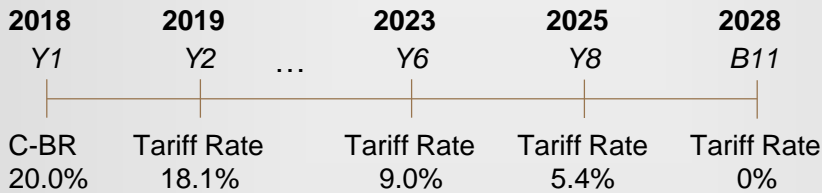


# Abbreviations & Glossary (cont.)

Three categories can be classified in  
Malaysia's Schedule of Tariff Commitments (cont.)

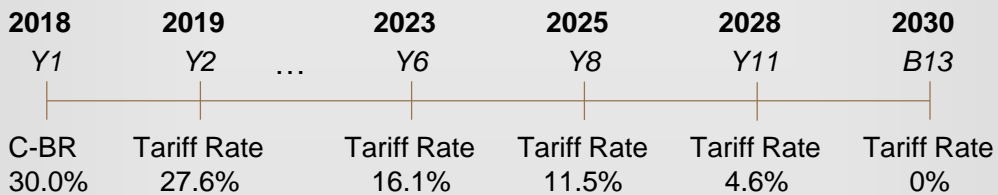
## B8 (Year 11 or year 2028)

Implementation  
of CPTPP



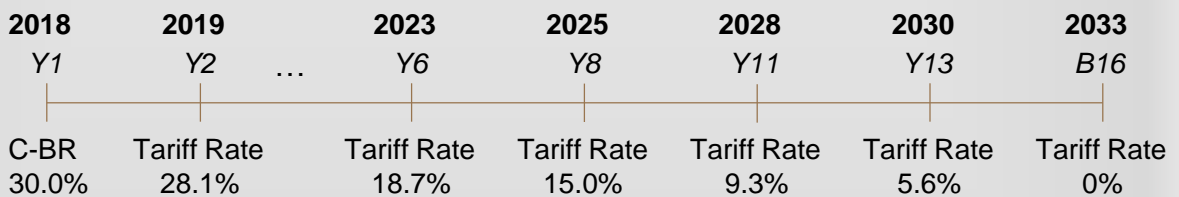
## B13 (Year 13 or year 2030)

Implementation  
of CPTPP



## B16 (Year 16 or year 2033)

Implementation  
of CPTPP



Category (C)	U	C-BR
	N of TL	XX-XX%

### → Category (C)

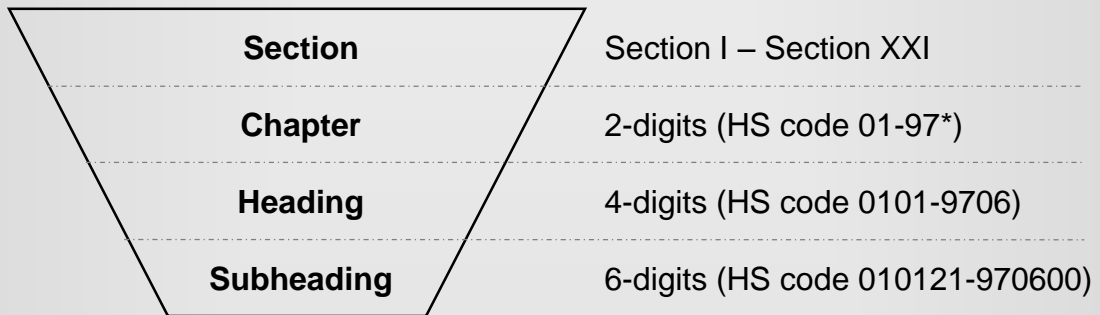
Base rate (BR) or tariff rate of imported products will remain unchanged

- U = "Unbound" refers to imported goods excluding from any commitment of tariff elimination or reduction
- C-BR = Current base rate or tariff rate (XX%[Min] – XX% [Max])

# Harmonized System (HS)

- In the Harmonized System, the general headings (with their subheadings) are arranged in 97 Chapters, which grouped in 21 Sections (Section I – XXI).
- Section XXII is used for special classification provisions, temporary legislation or additional import restriction (Chapter 98-99).
- The HS codes are further subdivided into 7- to 12-digits items, depending on the country (also referred to as commodity codes and national tariff lines).
- **This research paper summarizes the HS code up to 4-digit only.**

## Structure of the General HS Codes



Note: Chapter 77 is reserved for future use  
 Source: World Customs Organization

## HS Code Example



**Parts of vacuum cleaners**  
 HS Code: 850870100 or 850870900

*Section XVI: Machinery and Mechanical Appliances; Electrical Equipment; Parts Thereof; Sound Recorders and Reproducers, Television Image and Sound Recorders and Reproducers, and Parts and Accessories of Such Articles (HS code 84-85)*

### International code

	┌──────────┐	
A)	85   08   70	
B)	85   08   70	

**Local classification – National Tariff Line**  
 (7 to 12 digits – codes will vary)

	┌──┐
	100
	900

**Chapter 85:** Electrical machinery and equipment and parts thereof; sound recorders and reproducers, television image and sound recorders and reproducers, and parts and accessories of such articles

**Heading 08:** Vacuum Cleaners

**Subheading 70:** Parts of Vacuum Cleaners

**100:** Part of vacuum cleaners of subheadings 850811000 and 850819000

**900:** Part of vacuum cleaners of other than subheadings 850811000 and 850819000

# Summary of Malaysia's Schedule of Tariff Commitments by Section

By Section	Total	(A)	(B)					(C)
		BR=0%	B6	B8	B11	B13	B16	U
<i>Number of tariff lines (N of TL)</i>								
<b>Section I</b>	<b>Live Animals; Animal Products</b> <i>(Chapter 1-5)</i>							
	478	461	0	0	0	0	5	12
<b>Section II</b>	<b>Vegetable Products</b> <i>(Chapter 6-14)</i>							
	399	367	0	0	32	0	0	0
<b>Section III</b>	<b>Animal or Vegetable Fats and Oils and Their Cleavage Products; Prepared Edible Fats; Animal or Vegetable Waxes</b> <i>(Chapter 15)</i>							
	171	171	0	0	0	0	0	0
<b>Section IV</b>	<b>Prepared Foodstuffs; Beverages, Spirits, and Vinegar; Tobacco and Manufactured Tobacco Substitutes</b> <i>(Chapter 16-24)</i>							
	478	420	0	0	0	0	58	0
<b>Section V</b>	<b>Mineral Products</b> <i>(Chapter 25-27)</i>							
	202	197	4	1	0	0	0	0
<b>Section VI</b>	<b>Products of the Chemical or Allied Industries</b> <i>(Chapter 28-38)</i>							
	1,025	967	48	4	6	0	0	0
<b>Section VII</b>	<b>Plastics and Articles Thereof Rubber and Articles Thereof</b> <i>(Chapter 39-40)</i>							
	563	422	63	0	78	0	0	0
<b>Section VIII</b>	<b>Raw Hides and Skins, Leather, Fur Skins and Articles Thereof; Saddlery and Harness; Travel Goods, Handbags and Similar Containers; Articles of Animal Gut (Other Than Silkworm Gut)</b> <i>(Chapter 41-43)</i>							
	82	82	0	0	0	0	0	0
<b>Section IX</b>	<b>Wood and Articles of Wood; Wood Charcoal; Cork and Articles of Cork; Manufacturers of Straw, of Esparto or of Other Plaiting Materials; Basket ware and Wickerwork</b> <i>(Chapter 44-46)</i>							
	1,511	1,505	6	0	0	0	0	0
<b>Section X</b>	<b>Pulp of Wood or of Other Fibrous Cellulosic Material; Waste and Scrap of Paper or Paperboard; Paper and Paperboard and Articles Thereof</b> <i>(Chapter 47-49)</i>							
	294	211	79	0	4	0	0	0
<b>Section XI</b>	<b>Textile and Textile Articles</b> <i>(Chapter 50-63)</i>							
	1,025	1,019	6	0	0	0	0	0
<b>Section XII</b>	<b>Footwear, Headgear, Umbrellas, Sun Umbrellas, Walking Sticks, Seat sticks, Whips, Riding-Crops and Parts Thereof; Prepared Feathers and Articles Made Therewith; Artificial Flowers; Articles of Human Hair</b> <i>(Chapter 64-67)</i>							
	71	62	9	0	0	0	0	0



## Summary of Malaysia's Schedule of Tariff Commitments by Section (cont.)

By Section	Total	(A)	(B)					(C)
		BR=0%	B6	B8	B11	B13	B16	U
<i>Number of tariff lines (N of TL)</i>								
<b>Section XIII</b>	<b>Articles of Stone, Plaster, Cement, Asbestos, Mica or Similar Materials; Ceramic Products; Glass and Glassware (Chapter 68-70)</b>							
	188	80	67	0	41	0	0	0
<b>Section XIV</b>	<b>Natural or Cultured Pearls, Precious or Semiprecious Stones, Precious Metals, Metals Clad With Precious Metal, and Articles Thereof; Imitation Jewellery; Coin (Chapter 71)</b>							
	58	57	1	0	0	0	0	0
<b>Section XV</b>	<b>Base Metals and Articles of Base Metal (Chapter 72-83)</b>							
	823	582	61	10	170	0	0	0
<b>Section XVI</b>	<b>Machinery and Mechanical Appliances; Electrical Equipment; Parts Thereof; Sound Recorders and Reproducers, Television Image and Sound Recorders and Reproducers, and Parts and Accessories of Such Articles (Chapter 84-85)</b>							
	1,140	1,017	110	3	10	0	0	0
<b>Section XVII</b>	<b>Vehicles, Aircraft, Vessels and Associated Transport Equipment (Chapter 86-89)</b>							
	422	199	79	0	112	32	0	0
<b>Section XVIII</b>	<b>Optical, Photographic, Cinematographic, Measuring, Checking, Precision, Medical or Surgical Instruments and Apparatus; Clocks and Watches; Musical Instruments; Parts and Accessories Thereof (Chapter 90-92)</b>							
	244	244	0	0	0	0	0	0
<b>Section XIX</b>	<b>Arms and Ammunition; Parts and Accessories Thereof (Chapter 93)</b>							
	22	14	0	0	0	0	8	0
<b>Section XX</b>	<b>Miscellaneous Manufactured Articles (Chapter 94-96)</b>							
	213	193	19	0	1	0	0	0
<b>Section XXI</b>	<b>Works of Art, Collectors' Pieces and Antiques (Chapter 97)</b>							
	8	8	0	0	0	0	0	0
<b>Section XXII</b>	<b>Special Classification Provisions; Temporary Legislation; Temporary Modifications Proclaimed pursuant to Trade Agreements Legislation; Additional Import Restrictions Proclaimed Pursuant to Section 22 of the Agricultural Adjustment Act, As Amended (Chapter 98-99*)</b>							
	8	8	0	0	0	0	0	0

\* Chapter 99 does not exist in Malaysia's Schedule of Tariff Commitments



# Summary of Malaysia's Schedule of Tariff Commitments by Chapter

By Chapter	Total	(A)	(B)					(C)
		BR=0%	B6	B8	B11	B13	B16	U
	<i>Number of tariff lines (N of TL)</i>							
01	59	57	0	0	0	0	0	2
02	77	71	0	0	0	0	2	4
03	271	271	0	0	0	0	0	0
04	55	46	0	0	0	0	3	6
05	16	16	0	0	0	0	0	0
06	20	20	0	0	0	0	0	0
07	88	88	0	0	0	0	0	0
08	100	76	0	0	24	0	0	0
09	44	44	0	0	0	0	0	0
10	31	23	0	0	8	0	0	0
11	35	35	0	0	0	0	0	0
12	62	62	0	0	0	0	0	0
13	10	10	0	0	0	0	0	0
14	9	9	0	0	0	0	0	0
15	171	171	0	0	0	0	0	0
16	109	109	0	0	0	0	0	0
17	22	22	0	0	0	0	0	0
18	13	13	0	0	0	0	0	0
19	56	56	0	0	0	0	0	0
20	150	150	0	0	0	0	0	0
21	34	34	0	0	0	0	0	0
22	42	7	0	0	0	0	35	0
23	29	29	0	0	0	0	0	0
24	23	0	0	0	0	0	23	0
25	80	75	4	1	0	0	0	0
26	49	49	0	0	0	0	0	0
27	73	73	0	0	0	0	0	0
28	188	170	18	0	0	0	0	0
29	392	391	1	0	0	0	0	0
30	59	59	0	0	0	0	0	0
31	29	29	0	0	0	0	0	0
32	59	49	10	0	0	0	0	0
33	48	48	0	0	0	0	0	0
34	52	43	9	0	0	0	0	0
35	19	14	2	3	0	0	0	0
36	14	8	0	1	5	0	0	0
37	46	44	2	0	0	0	0	0
38	119	112	6	0	1	0	0	0

## Summary of Malaysia's Schedule of Tariff Commitments by Chapter (cont.)

By Chapter	Total	(A)	(B)					(C)
		BR=0%	B6	B8	B11	B13	B16	U
	<i>Number of tariff lines (N of TL)</i>							
39	341	311	20	0	10	0	0	0
40	222	111	43	0	68	0	0	0
41	38	38	0	0	0	0	0	0
42	32	32	0	0	0	0	0	0
43	12	12	0	0	0	0	0	0
44	1,477	1,471	6	0	0	0	0	0
45	7	7	0	0	0	0	0	0
46	27	27	0	0	0	0	0	0
47	21	21	0	0	0	0	0	0
48	237	163	70	0	4	0	0	0
49	36	27	9	0	0	0	0	0
50	15	15	0	0	0	0	0	0
51	46	46	0	0	0	0	0	0
52	162	162	0	0	0	0	0	0
53	40	40	0	0	0	0	0	0
54	115	114	1	0	0	0	0	0
55	111	106	5	0	0	0	0	0
56	41	41	0	0	0	0	0	0
57	41	41	0	0	0	0	0	0
58	72	72	0	0	0	0	0	0
59	28	28	0	0	0	0	0	0
60	43	43	0	0	0	0	0	0
61	107	107	0	0	0	0	0	0
62	141	141	0	0	0	0	0	0
63	63	63	0	0	0	0	0	0
64	39	39	0	0	0	0	0	0
65	12	12	0	0	0	0	0	0
66	9	4	5	0	0	0	0	0
67	11	7	4	0	0	0	0	0
68	75	26	22	0	27	0	0	0
69	35	22	9	0	4	0	0	0
70	78	32	36	0	10	0	0	0
71	58	57	1	0	0	0	0	0
72	290	173	13	2	102	0	0	0
73	187	113	21	8	45	0	0	0
74	62	57	5	0	0	0	0	0
75	17	17	0	0	0	0	0	0
76	43	19	7	0	17	0	0	0

## Summary of Malaysia's Schedule of Tariff Commitments by Chapter (cont.)

By Chapter	Total	(A)	(B)					(C)
		BR=0%	B6	B8	B11	B13	B16	U
<i>Number of tariff lines (N of TL)</i>								
77	<i>Reserved for possible future use*</i>							
78	11	9	2	0	0	0	0	0
79	14	10	4	0	0	0	0	0
80	10	9	1	0	0	0	0	0
81	48	48	0	0	0	0	0	0
82	81	68	7	0	6	0	0	0
83	60	59	1	0	0	0	0	0
84	689	593	88	0	8	0	0	0
85	451	424	22	3	2	0	0	0
86	23	23	0	0	0	0	0	0
87	356	137	75	0	112	32	0	0
88	18	18	0	0	0	0	0	0
89	25	21	4	0	0	0	0	0
90	176	176	0	0	0	0	0	0
91	51	51	0	0	0	0	0	0
92	17	17	0	0	0	0	0	0
93	22	14	0	0	0	0	8	0
94	77	62	14	0	1	0	0	0
95	47	47	0	0	0	0	0	0
96	89	84	5	0	0	0	0	0
97	8	8	0	0	0	0	0	0
98	8	8	0	0	0	0	0	0
<b>Total</b>	<b>9,425</b>	<b>8,286</b>	<b>552</b>	<b>18</b>	<b>454</b>	<b>32</b>	<b>71</b>	<b>12</b>
<b>Share of total (%)</b>	<b>100.0%</b>	<b>87.9%</b>	<b>5.9%</b>	<b>0.2%</b>	<b>4.8%</b>	<b>0.3%</b>	<b>0.8%</b>	<b>0.1%</b>

\* According to Harmonized Tariff Schedule (2021 Basic Version 7)

For description of 2-digits HS code, kindly click [here](#).

# Malaysia's Schedule of Tariff Commitments by Chapter

## HS Code Chapter 1 – Live Animals

Total tariff lines = 57

By Category	(A)	(B)					(C)
	BR=0%	B6	B8	B11	B13	B16	U
Number of tariff lines	57	-	-	-	-	-	2
Share of total	97%	-	-	-	-	-	3%

### Number (N) of tariff lines (TL) by heading (4-digits HS code)

Category	(A)	(B)						(C)	
By 4-digits HS code	BR = 0%	C-BR (B6-B16)	B6	B8	B11	B13	B16	U	C-BR
	N of TL	%	N of TL					N of TL	%
0101-0104	21	-	-	-	-	-	-	-	-
0105	10	-	-	-	-	-	-	2	TRQ*
0106	26	-	-	-	-	-	-	-	-

Note: TRQ refer to Tariff Rate Quota. \*Impose 10% per unit and 20% per unit of in-quota duty rate and out-quota duty rate respectively in HS code 010511900 and 010594190.

For description of 4-digits HS code in Chapter 1, kindly click [here](#).

# Malaysia's Schedule of Tariff Commitments by Chapter (cont.)

## HS Code Chapter 2 – Meat and Edible Meat Offal

Total tariff lines = 77

By Category	(A)	(B)					(C)
	BR=0%	B6	B8	B11	B13	B16	U
Number of tariff lines	71	-	-	-	-	2	4
Share of total	92%	-	-	-	-	3%	5%

### Number (N) of tariff lines (TL) by heading (4-digits HS code)

Category	(A)	(B)						(C)	
By 4-digits HS code	BR = 0%	C-BR (B6-B16)	B6	B8	B11	B13	B16	U	C-BR
	N of TL	%	N of TL				N of TL	%	
0201-0202	6	-	-	-	-	-	-	-	-
0203	4	-	-	-	-	-	-	2	TRQ*
0204-0206	19	-	-	-	-	-	-	-	-
0207	19	-	-	-	-	-	-	4	TRQ^
0208-0210	23	-	-	-	-	-	-	-	-

Note: TRQ refers to Tariff Rate Quota. \*Impose 25% per kg and 50% per kg of in-quota duty rate and out-quota duty rate respectively in HS code 020311000 and 020321000. ^Impose 20% per kg and 40% per kg of in-quota duty rate and out-quota duty rate respectively in HS code 020711000, 020712000, 020713000 and 020714000.

For description of 4-digits HS code in Chapter 2, kindly click [here](#).

# Malaysia's Schedule of Tariff Commitments by Chapter (cont.)

## HS Code Chapter 3 – Fish and Crustaceans, Molluscs and Other Aquatic Invertebrates

Total tariff lines = 271

By Category	(A)	(B)					(C)
	BR=0%	B6	B8	B11	B13	B16	U
Number of tariff lines	271	-	-	-	-	-	-
Share of total	100%	-	-	-	-	-	-

## HS Code Chapter 4 – Dairy Produce; Birds' Eggs; Natural Honey; Edible Products of Animal Origin, Not Elsewhere Specified or Included

Total tariff lines = 55

By Category	(A)	(B)					(C)
	BR=0%	B6	B8	B11	B13	B16	U
Number of tariff lines	46	-	-	-	-	3	6
Share of total	84%	-	-	-	-	5%	11%

### Number (N) of tariff lines (TL) by heading (4-digits HS code)

Category	(A)	(B)					(C)		
By 4-digits HS code	BR = 0%	C-BR (B6-B16)	B6	B8	B11	B13	B16	U	C-BR
	N of TL	%	N of TL					N of TL	%
0401	7	TRQ*	-	-	-	-	3		
0402-0406	28	-	-	-	-	-	-	-	-
0407	3	-	-	-	-	-	-	6	TRQ^
0408-0410	8	-	-	-	-	-	-	-	-

Note: TRQ refers to Tariff Rate Quota. \*Impose 20% per kg and 50% per kg of in-quota duty rate and out-quota duty rate respectively in HS code 040110100, 040120100 and 040140110; ^Impose 10% per 100 units and 50% per 100 units of in-quota duty rate and out-quota duty rate respectively in HS code 040711000, 040719100, 040721000, 040729100, 040790100 & 040790200.

For description of 4-digits HS code in Chapter 4, kindly click [here](#).

## **Malaysia's Schedule of Tariff Commitments by Chapter (cont.)**

### **HS Code Chapter 5 – Product of Animals Origin, Not Elsewhere Specified or Included**

**Total tariff lines = 16**

<b>By Category</b>	<b>(A)</b>	<b>(B)</b>					<b>(C)</b>
	<b>BR=0%</b>	<b>B6</b>	<b>B8</b>	<b>B11</b>	<b>B13</b>	<b>B16</b>	<b>U</b>
Number of tariff lines	16	-	-	-	-	-	-
Share of total	100%	-	-	-	-	-	-

---

### **HS Code Chapter 6 – Live Trees and Other Plants; Bulbs, Roots, and the Like; Cut Flowers and Ornamental Foliage**

**Total tariff lines = 20**

<b>By Category</b>	<b>(A)</b>	<b>(B)</b>					<b>(C)</b>
	<b>BR=0%</b>	<b>B6</b>	<b>B8</b>	<b>B11</b>	<b>B13</b>	<b>B16</b>	<b>U</b>
Number of tariff lines	20	-	-	-	-	-	-
Share of total	100%	-	-	-	-	-	-

# Malaysia's Schedule of Tariff Commitments by Chapter (cont.)

## HS Code Chapter 7 – Edible Vegetables and Certain Roots and Tubers

Total tariff lines = 88

By Category	(A)	(B)					(C)
	BR=0%	B6	B8	B11	B13	B16	U
Number of tariff lines	88	-	-	-	-	-	-
Share of total	100%	-	-	-	-	-	-

## HS Code Chapter 8 – Edible Fruit and Nuts; Peel of Citrus Fruit or Melons

Total tariff lines = 100

By Category	(A)	(B)					(C)
	BR=0%	B6	B8	B11	B13	B16	U
Number of tariff lines	76	-	-	24	-	-	-
Share of total	76%	-	-	24%	-	-	-

### Number (N) of tariff lines (TL) by heading (4-digits HS code)

Category	(A)	(B)					(C)		
	BR = 0%	C-BR (B6-B16)	B6	B8	B11	B13	B16	U	C-BR
	N of TL	%	N of TL				N of TL	%	
0801-0802	23	-	-	-	-	-	-	-	-
0803	-	5%*	-	-	6	-	-	-	-
0804	3	5%*	-	-	4	-	-	-	-
0805-0806	11	-	-	-	-	-	-	-	-
0807	-	5%*	-	-	4	-	-	-	-
0808-0809	9	-	-	-	-	-	-	-	-
0810	6	5*-30%	-	-	10	-	-	-	-
0811-0814	24	-	-	-	-	-	-	-	-

Note: \*Products in Chapter 8 will be imposed 5% tariff rate with a fix amount of tax (e.g. 5% and RM1.32277 for 080390100, 5.0% and RM0.2204 for 080450200 or 5% and RM0.6614 for 081090160 or)

For description of 4-digits HS code in Chapter 8, kindly click [here](#).



# Malaysia's Schedule of Tariff Commitments by Chapter (cont.)

## HS Code Chapter 9 – Coffee, Tea, Mate and Spices

Total tariff lines = 44

By Category	(A)	(B)					(C)
	BR=0%	B6	B8	B11	B13	B16	U
Number of tariff lines	44	-	-	-	-	-	-
Share of total	100%	-	-	-	-	-	-

## HS Code Chapter 10 – Cereals

Total tariff lines = 31

By Category	(A)	(B)					(C)
	BR=0%	B6	B8	B11	B13	B16	U
Number of tariff lines	23	-	-	8	-	-	-
Share of total	74%	-	-	26%	-	-	-

### Number (N) of tariff lines (TL) by heading (4-digits HS code)

Category	(A)	(B)					(C)		
By 4-digits HS code	BR = 0%	C-BR (B6-B16)	B6	B8	B11	B13	B16	U	C-BR
	N of TL	%	N of TL				N of TL	%	
1001-1005	13	-	-	-	-	-	-	-	-
1006	-	15-40%	-	-	8	-	-	-	-
1007-1008	10	-	-	-	-	-	-	-	-

For description of 4-digits HS code in Chapter 10, kindly click [here](#).

## **Malaysia's Schedule of Tariff Commitments by Chapter (cont.)**

**HS Code Chapter 11 – Products of the Milling Industry; Malt; Starches; Inulin; Wheat Gluten**

**Total tariff lines = 35**

By Category	(A)	(B)					(C)
	BR=0%	B6	B8	B11	B13	B16	U
Number of tariff lines	35	-	-	-	-	-	-
Share of total	100%	-	-	-	-	-	-

---

**HS Code Chapter 12 – Oil Seeds and Oleaginous Fruits; Miscellaneous Grains, Seeds and Fruit; Industrial or Medicinal Plants; Straw and Fodder**

**Total tariff lines = 62**

By Category	(A)	(B)					(C)
	BR=0%	B6	B8	B11	B13	B16	U
Number of tariff lines	62	-	-	-	-	-	-
Share of total	100%	-	-	-	-	-	-

## **Malaysia's Schedule of Tariff Commitments by Chapter (cont.)**

### **HS Code Chapter 13 – Lac; Gums, Resins and Other Vegetable Saps and Extracts**

**Total tariff lines = 10**

<b>By Category</b>	<b>(A)</b>	<b>(B)</b>					<b>(C)</b>
	<b>BR=0%</b>	<b>B6</b>	<b>B8</b>	<b>B11</b>	<b>B13</b>	<b>B16</b>	<b>U</b>
Number of tariff lines	10	-	-	-	-	-	-
Share of total	100%	-	-	-	-	-	-

---

### **HS Code Chapter 14 – Vegetable Plaiting Materials; Vegetable Products Not Elsewhere Specified or Included**

**Total tariff lines = 9**

<b>By Category</b>	<b>(A)</b>	<b>(B)</b>					<b>(C)</b>
	<b>BR=0%</b>	<b>B6</b>	<b>B8</b>	<b>B11</b>	<b>B13</b>	<b>B16</b>	<b>U</b>
Number of tariff lines	9	-	-	-	-	-	-
Share of total	100%	-	-	-	-	-	-

## **Malaysia's Schedule of Tariff Commitments by Chapter (cont.)**

### **HS Code Chapter 15 – Animals or Vegetable Fats and Oils and Their Cleavage Products; Prepared Edible Fats; Animal or Vegetables Waxes**

**Total tariff lines = 171**

By Category	(A)	(B)					(C)
	BR=0%	B6	B8	B11	B13	B16	U
Number of tariff lines	171	-	-	-	-	-	-
Share of total	100%	-	-	-	-	-	-

---

### **HS Code Chapter 16 – Preparations of Meat, or Fish or of Crustaceans, Molluscs or Other Aquatic Invertebrates**

**Total tariff lines = 109**

By Category	(A)	(B)					(C)
	BR=0%	B6	B8	B11	B13	B16	U
Number of tariff lines	109	-	-	-	-	-	-
Share of total	100%	-	-	-	-	-	-

# Malaysia's Schedule of Tariff Commitments by Chapter (cont.)

## HS Code Chapter 17 – Sugars and Sugar Confectionery

Total tariff lines = 22

By Category	(A)	(B)					(C)
	BR=0%	B6	B8	B11	B13	B16	U
Number of tariff lines	22	-	-	-	-	-	-
Share of total	100%	-	-	-	-	-	-

---

## HS Code Chapter 18 – Cocoa and Cocoa Preparations

Total tariff lines = 13

By Category	(A)	(B)					(C)
	BR=0%	B6	B8	B11	B13	B16	U
Number of tariff lines	13	-	-	-	-	-	-
Share of total	100%	-	-	-	-	-	-

# Malaysia's Schedule of Tariff Commitments by Chapter (cont.)

## HS Code Chapter 19 – Preparations of Cereals, Flour, Starch or Milk; Pastrycooks' Products

Total tariff lines = 56

By Category	(A)	(B)					(C)
	BR=0%	B6	B8	B11	B13	B16	U
Number of tariff lines	56	-	-	-	-	-	-
Share of total	100%	-	-	-	-	-	-

---

## HS Code Chapter 20 – Preparations of Vegetables, Fruit, Nuts or Other Parts of Plants

Total tariff lines = 150

By Category	(A)	(B)					(C)
	BR=0%	B6	B8	B11	B13	B16	U
Number of tariff lines	150	-	-	-	-	-	-
Share of total	100%	-	-	-	-	-	-

# Malaysia's Schedule of Tariff Commitments by Chapter (cont.)

## HS Code Chapter 21 – Miscellaneous Edible Preparations

Total tariff lines = 34

By Category	(A)	(B)					(C)
	BR=0%	B6	B8	B11	B13	B16	U
Number of tariff lines	34	-	-	-	-	-	-
Share of total	100%	-	-	-	-	-	-

## HS Code Chapter 22 – Beverages, Spirits and Vinegar

Total tariff lines = 42

By Category	(A)	(B)					(C)
	BR=0%	B6	B8	B11	B13	B16	U
Number of tariff lines	7	-	-	-	-	35	-
Share of total	17%	-	-	-	-	83%	-

### Number (N) of tariff lines (TL) by heading (4-digits HS code)

Category	(A)	(B)					(C)		
	BR = 0%	C-BR (B6-B16)	B6	B8	B11	B13	B16	U	C-BR
	N of TL	%	N of TL					N of TL	%
2201-2202	6	-	-	-	-	-	-	-	-
2203	-	RM5	-	-	-	-	2	-	-
2204	-	RM7-23	-	-	-	-	6	-	-
2205	-	RM7	-	-	-	-	2	-	-
2206	-	RM3-109	-	-	-	-	10	-	-
2207	-	RM1-60	-	-	-	-	2	-	-
2208	-	RM3-65	-	-	-	-	13	-	-
2209	1	-	-	-	-	-	-	-	-

Note: Certain products in Chapter 22 charge with "per 100% vol. per litre".

For description of 4-digits HS code in Chapter 22, kindly click [here](#).

# Malaysia's Schedule of Tariff Commitments by Chapter (cont.)

## HS Code Chapter 23 – Residues and Waste from the Food Industries; Prepared Animal Fodder

Total tariff lines = 29

By Category	(A)	(B)					(C)
	BR=0%	B6	B8	B11	B13	B16	U
Number of tariff lines	29	-	-	-	-	-	-
Share of total	100%	-	-	-	-	-	-

## HS Code Chapter 24 – Tobacco and Manufactured Tobacco Substitutes

Total tariff lines = 23

By Category	(A)	(B)					(C)
	BR=0%	B6	B8	B11	B13	B16	U
Number of tariff lines	-	-	-	-	-	23	-
Share of total	-	-	-	-	-	100%	-

### Number (N) of tariff lines (TL) by heading (4-digits HS code)

Category	(A)	(B)					(C)		
By 4-digits HS code	BR = 0%	C-BR (B6-B16)	B6	B8	B11	B13	B16	U	C-BR
	N of TL	%	N of TL					N of TL	%
2401	-	5%*	-	-	-	-	5	-	-
2402	-	5%*	-	-	-	-	6	-	-
2403	-	5%*	-	-	-	-	12	-	-

Note: \*Products in Chapter 24 will be imposed 5% tariff rate with a fix amount of tax (e.g. 5.0% and RM14.50 for 240220100, 5% and RM40 for 240110100, 5% and RM50 for 240391900 or 5% and RM70 for 240399210)

For description of 4-digits HS code in Chapter 24, kindly click [here](#).



# Malaysia's Schedule of Tariff Commitments by Chapter (cont.)

HS Code Chapter 25 – Salt; Sulphur; Earths and Stone; Plastering Materials, Lime and Cement

Total tariff lines = 80

By Category	(A)	(B)					(C)
	BR=0%	B6	B8	B11	B13	B16	U
Number of tariff lines	75	4	1	-	-	-	-
Share of total	94%	5%	1%	-	-	-	-

## Number (N) of tariff lines (TL) by heading (4-digits HS code)

Category	(A)	(B)					(C)		
By 4-digits HS code	BR = 0%	C-BR (B6-B16)	B6	B8	B11	B13	B16	U	C-BR
	N of TL	%	N of TL				N of TL	%	
2501-2507	11	-	-	-	-	-	-	-	-
2508	7	30%	-	1	-	-	-	-	-
2509-2519	27	-	-	-	-	-	-	-	-
2520	2	20%	1	-	-	-	-	-	-
2521-2522	4	-	-	-	-	-	-	-	-
2523	3	25-50%	3	-	-	-	-	-	-
2524-2530	21	-	-	-	-	-	-	-	-

Note: HS code 2527 absent in Harmonized Tariff Schedule of the United States Basic Revision 7 (2021)

For description of 4-digits HS code in Chapter 25, kindly click [here](#).

# Malaysia's Schedule of Tariff Commitments by Chapter (cont.)

## HS Code Chapter 26 – Ores, Slag and Ash

Total tariff lines = 49

By Category	(A)	(B)					(C)
	BR=0%	B6	B8	B11	B13	B16	U
Number of tariff lines	49	-	-	-	-	-	-
Share of total	100%	-	-	-	-	-	-

---

## HS Code Chapter 27 – Mineral Fuels, Mineral Oils and Products of Their Distillation; Bituminous Substances; Mineral Waxes

Total tariff lines = 73

By Category	(A)	(B)					(C)
	BR=0%	B6	B8	B11	B13	B16	U
Number of tariff lines	73	-	-	-	-	-	-
Share of total	100%	-	-	-	-	-	-

# Malaysia's Schedule of Tariff Commitments by Chapter (cont.)

HS Code Chapter 28 – Inorganic Chemicals; Organic or Inorganic Compounds or Precious Metals, or Rare-Earth Metals, or Radioactive Elements or of Isotopes

Total tariff lines = 188

By Category	(A)	(B)					(C)
	BR=0%	B6	B8	B11	B13	B16	U
Number of tariff lines	170	18	-	-	-	-	-
Share of total	90%	10%	-	-	-	-	-

## Number (N) of tariff lines (TL) by heading (4-digits HS code)

Category	(A)	(B)						(C)	
By 4-digits HS code	BR = 0%	C-BR (B6-B16)	B6	B8	B11	B13	B16	U	C-BR
	N of TL	%	N of TL					N of TL	%
2801	2	10%	1	-	-	-	-	-	-
2802-2805	19	-	-	-	-	-	-	-	-
2806	-	10-20%	2	-	-	-	-	-	-
2807	-	20%	1	-	-	-	-	-	-
2808	1	-	-	-	-	-	-	-	-
2809	1	30%	3	-	-	-	-	-	-
2810	2	-	-	-	-	-	-	-	-
2811	7	20%	2	-	-	-	-	-	-
2812-2814	7	-	-	-	-	-	-	-	-
2815	2	20%	2	-	-	-	-	-	-
2816	2	-	-	-	-	-	-	-	-
2817	-	30%	1	-	-	-	-	-	-
2818-2832	53	-	-	-	-	-	-	-	-
2833	10	20%	1	-	-	-	-	-	-
2834-2837	22	-	-	-	-	-	-	-	-
2839	2	20%	2	-	-	-	-	-	-
2840-2841	11	-	-	-	-	-	-	-	-

For description of 4-digits HS code in Chapter 28, kindly click [here](#).

## Malaysia's Schedule of Tariff Commitments by Chapter (cont.)

HS Code Chapter 28 – Inorganic Chemicals; Organic or Inorganic Compounds or Precious Metals, or Rare-Earth Metals, or Radioactive Elements or of Isotopes (cont.)

Total tariff lines = 188

By Category	(A)	(B)					(C)
	BR=0%	B6	B8	B11	B13	B16	U
Number of tariff lines	170	18	-	-	-	-	-
Share of total	90%	10%	-	-	-	-	-

### Number (N) of tariff lines (TL) by heading (4-digits HS code) (cont.)

Category	(A)	(B)						(C)	
By 4-digits HS code	BR = 0%	C-BR (B6-B16)	B6	B8	B11	B13	B16	U	C-BR
	N of TL	%	N of TL					N of TL	%
2842	3	20%	2	-	-	-	-	-	-
2843-2848	19	-	-	-	-	-	-	-	-
2849	2	20%	1	-	-	-	-	-	-
2850-2853	5	-	-	-	-	-	-	-	-

Note: HS code 2838 absent in Harmonized Tariff Schedule of the United States Basic Revision 7 (2021)

# Malaysia's Schedule of Tariff Commitments by Chapter (cont.)

## HS Code Chapter 29 – Organic Chemicals

Total tariff lines = 392

By Category	(A)	(B)					(C)
	BR=0%	B6	B8	B11	B13	B16	U
Number of tariff lines	391	1	-	-	-	-	-
Share of total	99.7%	0.3%	-	-	-	-	-

### Number (N) of tariff lines (TL) by heading (4-digits HS code)

Category	(A)	(B)					(C)		
By 4-digits HS code	BR = 0%	C-BR (B6-B16)	B6	B8	B11	B13	B16	U	C-BR
	N of TL	%	N of TL				N of TL	%	
2901	6	20%	1	-	-	-	-	-	-
2902-2942	385	-	-	-	-	-	-	-	-

For description of 4-digits HS code in Chapter 29, kindly click [here](#).

# Malaysia's Schedule of Tariff Commitments by Chapter (cont.)

## HS Code Chapter 30 – Pharmaceutical Products

Total tariff lines = 59

By Category	(A)	(B)					(C)
	BR=0%	B6	B8	B11	B13	B16	U
Number of tariff lines	59	-	-	-	-	-	-
Share of total	100%	-	-	-	-	-	-

---

## HS Code Chapter 31 – Fertilisers

Total tariff lines = 29

By Category	(A)	(B)					(C)
	BR=0%	B6	B8	B11	B13	B16	U
Number of tariff lines	29	-	-	-	-	-	-
Share of total	100%	-	-	-	-	-	-

# Malaysia's Schedule of Tariff Commitments by Chapter (cont.)

HS Code Chapter 32 – Tanning or Dyeing Extracts; Tannins and Their Derivatives; Dyes, Pigments and Other Colouring Matter; Paints and Varnishes; Putty and Other Mastics; Inks

Total tariff lines = 59

By Category	(A)	(B)					(C)
	BR=0%	B6	B8	B11	B13	B16	U
Number of tariff lines	49	10	-	-	-	-	-
Share of total	83%	17%	-	-	-	-	-

## Number (N) of tariff lines (TL) by heading (4-digits HS code)

Category	(A)	(B)						(C)	
By 4-digits HS code	BR = 0%	C-BR (B6-B16)	B6	B8	B11	B13	B16	U	C-BR
	N of TL	%	N of TL					N of TL	%
3201-3207	29	-	-	-	-	-	-	-	-
3208	1	25%	2	-	-	-	-	-	-
3209	1	25%	1	-	-	-	-	-	-
3210	-	25%	6	-	-	-	-	-	-
3211-3214	13	-	-	-	-	-	-	-	-
3215	5	25%	1	-	-	-	-	-	-

For description of 4-digits HS code in Chapter 32, kindly click [here](#).



# Malaysia's Schedule of Tariff Commitments by Chapter (cont.)

## HS Code Chapter 33 – Essential Oils and Resinoids; Perfumery, Cosmetic or Toilet Preparations

Total tariff lines = 48

By Category	(A)	(B)					(C)
	BR=0%	B6	B8	B11	B13	B16	U
Number of tariff lines	48	-	-	-	-	-	-
Share of total	100%	-	-	-	-	-	-

## HS Code Chapter 34 – Soap, Organic Surface-Active Agents, Washing Preparations, Lubricating Preparations, Artificial Waxes, Prepared Waxes, Polishing and Scouring Preparations, Candles and Similar Articles, Modelling Pastes, "Dental Waxes" and Dental Preparations with a Basis

Total tariff lines = 52

By Category	(A)	(B)					(C)
	BR=0%	B6	B8	B11	B13	B16	U
Number of tariff lines	43	9	-	-	-	-	-
Share of total	83%	17%	-	-	-	-	-

### Number (N) of tariff lines (TL) by heading (4-digits HS code)

Category	(A)	(B)					(C)		
By 4-digits HS code	BR = 0%	C-BR (B6-B16)	B6	B8	B11	B13	B16	U	C-BR
	N of TL	%	N of TL					N of TL	%
3401	14	20%	5	-	-	-	-	-	-
3402-3405	27	-	-	-	-	-	-	-	-
3406	-	15%	3	-	-	-	-	-	-
3407	2	10%	1	-	-	-	-	-	-

For description of 4-digits HS code in Chapter 34, kindly click [here](#).

# Malaysia's Schedule of Tariff Commitments by Chapter (cont.)

## HS Code Chapter 35 – Albuminoïde Substances; Modified Starches; Glues; Enzymes

Total tariff lines = 19

By Category	(A)	(B)					(C)
	BR=0%	B6	B8	B11	B13	B16	U
Number of tariff lines	14	2	3	-	-	-	-
Share of total	74%	11%	16%	-	-	-	-

### Number (N) of tariff lines (TL) by heading (4-digits HS code)

Category	(A)	(B)						(C)	
By 4-digits HS code	BR = 0%	C-BR (B6-B16)	B6	B8	B11	B13	B16	U	C-BR
	N of TL	%	N of TL					N of TL	%
3501-3502	7	-	-	-	-	-	-	-	-
3503	3	25%	1	-	-	-	-	-	-
3504	1	-	-	-	-	-	-	-	-
3505	1	25%	1	-	-	-	-	-	-
3506	-	25%	-	3	-	-	-	-	-
3507	2	-	-	-	-	-	-	-	-

For description of 4-digits HS code in Chapter 35, kindly click [here](#).

# Malaysia's Schedule of Tariff Commitments by Chapter (cont.)

## HS Code Chapter 36 – Explosives; Pyrotechnic Products; Matches; Pyrophoric Alloys; Certain Combustible Preparations

Total tariff lines = 14

By Category	(A)	(B)					(C)
	BR=0%	B6	B8	B11	B13	B16	U
Number of tariff lines	8	-	1	5	-	-	-
Share of total	57%	-	7%	36%	-	-	-

### Number (N) of tariff lines (TL) by heading (4-digits HS code)

Category	(A)	(B)						(C)	
By 4-digits HS code	BR = 0%	C-BR (B6-B16)	B6	B8	B11	B13	B16	U	C-BR
	N of TL	%	N of TL					N of TL	%
3601	1	-	-	-	-	-	-	-	-
3602	-	25%	-	1	-	-	-	-	-
3603	2	-	-	-	-	-	-	-	-
3604	1	50%	-	-	3	-	-	-	-
3605	1	-	-	-	-	-	-	-	-
3606	3	30-50%	-	-	2	-	-	-	-

For description of 4-digits HS code in Chapter 36, kindly click [here](#).

# Malaysia's Schedule of Tariff Commitments by Chapter (cont.)

## HS Code Chapter 37 – Photographic or Cinematographic Goods

Total tariff lines = 46

By Category	(A)	(B)					(C)
	BR=0%	B6	B8	B11	B13	B16	U
Number of tariff lines	44	2	-	-	-	-	-
Share of total	96%	4%	-	-	-	-	-

### Number (N) of tariff lines (TL) by heading (4-digits HS code)

Category	(A)	(B)					(C)		
By 4-digits HS code	BR = 0%	C-BR (B6-B16)	B6	B8	B11	B13	B16	U	C-BR
	N of TL	%	N of TL				N of TL	%	
3701-3706	44	-	-	-	-	-	-	-	-
3707	-	20%	2	-	-	-	-	-	-

For description of 4-digits HS code in Chapter 37, kindly click [here](#).

# Malaysia's Schedule of Tariff Commitments by Chapter (cont.)

## HS Code Chapter 38 – Miscellaneous Chemical Products

Total tariff lines = 119

By Category	(A)	(B)					(C)
	BR=0%	B6	B8	B11	B13	B16	U
Number of tariff lines	112	6	-	1	-	-	-
Share of total	94%	5%	-	1%	-	-	-

### Number (N) of tariff lines (TL) by heading (4-digits HS code)

Category	(A)	(B)						(C)	
By 4-digits HS code	BR = 0%	C-BR (B6-B16)	B6	B8	B11	B13	B16	U	C-BR
	N of TL	%	N of TL				N of TL	%	
3801-3807	21	-	-	-	-	-	-	-	-
3808	21	20%	2	-	-	-	-	-	-
3809-3813	16	-	-	-	-	-	-	-	-
3814	1	15%	3	-	-	-	-	-	-
3815-3823	20	-	-	-	-	-	-	-	-
3824	22	15-30%	1	-	1	-	-	-	-
3825-3826	11	-	-	-	-	-	-	-	-

For description of 4-digits HS code in Chapter 38, kindly click [here](#).

# Malaysia's Schedule of Tariff Commitments by Chapter (cont.)

## HS Code Chapter 39 – Plastics and Articles Thereof

Total tariff lines = 341

By Category	(A)	(B)					(C)
	BR=0%	B6	B8	B11	B13	B16	U
Number of tariff lines	311	20	-	10	-	-	-
Share of total	91%	6%	-	3%	-	-	-

### Number (N) of tariff lines (TL) by heading (4-digits HS code)

Category	(A)	(B)						(C)	
By 4-digits HS code	BR = 0%	C-BR (B6-B16)	B6	B8	B11	B13	B16	U	C-BR
	N of TL	%	N of TL				N of TL	%	
3901-3906	36	10%	14	-	-	-	-	-	-
3907	6	10-15%	4	-	-	-	-	-	-
3908-3912	19	-	-	-	-	-	-	-	-
3913	3	10-20%	2	-	-	-	-	-	-
3914	1	-	-	-	-	-	-	-	-
3915	6	25-30%	-	-	10	-	-	-	-
3916-3926	240	-	-	-	-	-	-	-	-

For description of 4-digits HS code in Chapter 39, kindly click [here](#).

# Malaysia's Schedule of Tariff Commitments by Chapter (cont.)

## HS Code Chapter 40 – Rubber and Articles Thereof

Total tariff lines = 222

By Category	(A)	(B)					(C)
	BR=0%	B6	B8	B11	B13	B16	U
Number of tariff lines	111	43	-	68	-	-	-
Share of total	50%	19%	-	31%	-	-	-

### Number (N) of tariff lines (TL) by heading (4-digits HS code)

Category	(A)	(B)						(C)	
By 4-digits HS code	BR = 0%	C-BR (B6-B16)	B6	B8	B11	B13	B16	U	C-BR
	N of TL	%	N of TL					N of TL	%
4001	51	-	-	-	-	-	-	-	-
4002	15	25%	14	-	-	-	-	-	-
4003-4004	-	25%	-	-	2	-	-	-	-
4005	2	25-30%	5	-	1	-	-	-	-
4006	1	25-30%	3	-	-	-	-	-	-
4007	-	15%	1	-	-	-	-	-	-
4008	2	30%	3	-	9	-	-	-	-
4009	-	30%	-	-	8	-	-	-	-
4010	-	30%	-	-	11	-	-	-	-
4011	9	30-40%	1	-	15	-	-	-	-
4012	6	30%	12	-	9	-	-	-	-
4013	1	30%	-	-	7	-	-	-	-
4014	3	15-30%	2	-	-	-	-	-	-
4015	5	15%	1	-	-	-	-	-	-
4016	15	25-30%	1	-	4	-	-	-	-
4017	1	25%	-	-	2	-	-	-	-

For description of 4-digits HS code in Chapter 40, kindly click [here](#).

## **Malaysia's Schedule of Tariff Commitments by Chapter (cont.)**

### **HS Code Chapter 41 – Raw Hides and Skins (Other than Fur Skins) and Leather**

**Total tariff lines = 38**

<b>By Category</b>	<b>(A)</b>	<b>(B)</b>					<b>(C)</b>
	<b>BR=0%</b>	<b>B6</b>	<b>B8</b>	<b>B11</b>	<b>B13</b>	<b>B16</b>	<b>U</b>
Number of tariff lines	38	-	-	-	-	-	-
Share of total	100%	-	-	-	-	-	-

---

### **HS Code Chapter 42 – Articles of Leather; Saddlery and Harness; Travel Goods, Handbags and Similar Containers; Articles of Animal Gut (Other Than Silk-Worm Gut)**

**Total tariff lines = 32**

<b>By Category</b>	<b>(A)</b>	<b>(B)</b>					<b>(C)</b>
	<b>BR=0%</b>	<b>B6</b>	<b>B8</b>	<b>B11</b>	<b>B13</b>	<b>B16</b>	<b>U</b>
Number of tariff lines	32	-	-	-	-	-	-
Share of total	100%	-	-	-	-	-	-



## Malaysia's Schedule of Tariff Commitments by Chapter (cont.)

### HS Code Chapter 43 – Fur Skins and Artificial Fur; Manufactures Thereof

Total tariff lines = 12

By Category	(A)	(B)					(C)
	BR=0%	B6	B8	B11	B13	B16	U
Number of tariff lines	12	-	-	-	-	-	-
Share of total	100%	-	-	-	-	-	-

### HS Code Chapter 44 – Wood and Articles of Wood; Wood Charcoal

Total tariff lines = 1,477

By Category	(A)	(B)					(C)
	BR=0%	B6	B8	B11	B13	B16	U
Number of tariff lines	1,471	6	-	-	-	-	-
Share of total	99.6%	0.4%	-	-	-	-	-

#### Number (N) of tariff lines (TL) by heading (4-digits HS code)

Category	(A)	(B)					(C)		
By 4-digits HS code	BR = 0%	C-BR (B6-B16)	B6	B8	B11	B13	B16	U	C-BR
	N of TL	%	N of TL				N of TL	%	
4401-4411	1423	-	-	-	-	-	-	-	-
4412	7	35-40%	6	-	-	-	-	-	-
4413-4421	41	-	-	-	-	-	-	-	-

For description of 4-digits HS code in Chapter 44, kindly click [here](#).

# Malaysia's Schedule of Tariff Commitments by Chapter (cont.)

## HS Code Chapter 45 – Cork and Articles of Cork

Total tariff lines = 7

By Category	(A)	(B)					(C)
	BR=0%	B6	B8	B11	B13	B16	U
Number of tariff lines	7	-	-	-	-	-	-
Share of total	100%	-	-	-	-	-	-

---

## HS Code Chapter 46 – Manufactures of Straw, of Esparto or of Other Plaiting Materials; Basket Ware and Wickerwork

Total tariff lines = 27

By Category	(A)	(B)					(C)
	BR=0%	B6	B8	B11	B13	B16	U
Number of tariff lines	27	-	-	-	-	-	-
Share of total	100%	-	-	-	-	-	-

## **Malaysia's Schedule of Tariff Commitments by Chapter (cont.)**

**HS Code Chapter 47 – Pulp of Wood or of Other Fibrous Cellulosic Material; Recovered (Waste and Scrap) Paper of Paperboard**

**Total tariff lines = 21**

By Category	(A)	(B)					(C)
	BR=0%	B6	B8	B11	B13	B16	U
Number of tariff lines	21	-	-	-	-	-	-
Share of total	100%	-	-	-	-	-	-

# Malaysia's Schedule of Tariff Commitments by Chapter (cont.)

## HS Code Chapter 48 – Paper and Paperboard; Articles of Paper Pulp, of Paper or of Paperboard

Total tariff lines = 237

By Category	(A)	(B)					(C)
	BR=0%	B6	B8	B11	B13	B16	U
Number of tariff lines	163	70	-	4	-	-	-
Share of total	69%	30%	-	2%	-	-	-

### Number (N) of tariff lines (TL) by heading (4-digits HS code)

Category	(A)	(B)						(C)	
	BR = 0%	C-BR (B6-B16)	B6	B8	B11	B13	B16	U	C-BR
	N of TL	%	N of TL					N of TL	%
4801	1	10%	1	-	-	-	-	-	-
4802	42	20-25%	17	-	1	-	-	-	-
4803-4807	47	-	-	-	-	-	-	-	-
4808	3	15%	2	-	-	-	-	-	-
4809	2	20%	1	-	-	-	-	-	-
4810	23	20%	9	-	-	-	-	-	-
4811	7	20%	14	-	-	-	-	-	-
4812	1	-	-	-	-	-	-	-	-
4813	2	20%	4	-	-	-	-	-	-
4814	5	20-25%	5	-	2	-	-	-	-
4816	3	20%	4	-	-	-	-	-	-
4817	-	20%	3	-	-	-	-	-	-
4818	3	20%	3	-	-	-	-	-	-
4819	6	-	-	-	-	-	-	-	-
4820	1	20%	5	-	-	-	-	-	-
4821-4822	6	-	-	-	-	-	-	-	-
4823	11	10-25%	2	-	1	-	-	-	-

Note: HS code 4815 absent in Harmonized Tariff Schedule of the United States Basic Revision 7 (2021)

For description of 4-digits HS code in Chapter 48, kindly click [here](#).

## Malaysia's Schedule of Tariff Commitments by Chapter (cont.)

HS Code Chapter 49 – Printed Books, Newspapers, Pictures and Other Products of the Printing Industry; Manuscripts, Typescripts and Plans

Total tariff lines = 36

By Category	(A)	(B)					(C)
	BR=0%	B6	B8	B11	B13	B16	U
Number of tariff lines	27	9	-	-	-	-	-
Share of total	75%	25%	-	-	-	-	-

### Number (N) of tariff lines (TL) by heading (4-digits HS code)

Category	(A)	(B)						(C)	
By 4-digits HS code	BR = 0%	C-BR (B6-B16)	B6	B8	B11	B13	B16	U	C-BR
	N of TL	%	N of TL					N of TL	%
4901-4909	18	-	-	-	-	-	-	-	-
4910	4	20%	5	-	-	-	-	-	-
4911	5	20%	4	-	-	-	-	-	-

For description of 4-digits HS code in Chapter 49, kindly click [here](#).

# Malaysia's Schedule of Tariff Commitments by Chapter (cont.)

## HS Code Chapter 50 – Silk

Total tariff lines = 15

By Category	(A)	(B)					(C)
	BR=0%	B6	B8	B11	B13	B16	U
Number of tariff lines	15	-	-	-	-	-	-
Share of total	100%	-	-	-	-	-	-

---

## HS Code Chapter 51 – Wool, Fine or Coarse Animal Hair; Horsehair Yarn and Woven Fabric

Total tariff lines = 46

By Category	(A)	(B)					(C)
	BR=0%	B6	B8	B11	B13	B16	U
Number of tariff lines	46	-	-	-	-	-	-
Share of total	100%	-	-	-	-	-	-

# Malaysia's Schedule of Tariff Commitments by Chapter (cont.)

## HS Code Chapter 52 – Cotton

Total tariff lines = 162

By Category	(A)	(B)					(C)
	BR=0%	B6	B8	B11	B13	B16	U
Number of tariff lines	162	-	-	-	-	-	-
Share of total	100%	-	-	-	-	-	-

---

## HS Code Chapter 53 – Other Vegetable Textile Fibres; Paper Yarn and Woven Fabrics of Paper Yarn

Total tariff lines = 40

By Category	(A)	(B)					(C)
	BR=0%	B6	B8	B11	B13	B16	U
Number of tariff lines	40	-	-	-	-	-	-
Share of total	100%	-	-	-	-	-	-

# Malaysia's Schedule of Tariff Commitments by Chapter (cont.)

## HS Code Chapter 54 – Man-Made Filaments; Strip and the Like of Man-Made Textile Materials

Total tariff lines = 115

By Category	(A)	(B)					(C)
	BR=0%	B6	B8	B11	B13	B16	U
Number of tariff lines	114	1	-	-	-	-	-
Share of total	99%	1%	-	-	-	-	-

### Number (N) of tariff lines (TL) by heading (4-digits HS code)

Category	(A)	(B)					(C)		
By 4-digits HS code	BR = 0%	C-BR (B6-B16)	B6	B8	B11	B13	B16	U	C-BR
	N of TL	%	N of TL				N of TL	%	
5401	3	20%	1	-	-	-	-	-	-
5402-5408	111	-	-	-	-	-	-	-	-

For description of 4-digits HS code in Chapter 54, kindly click [here](#).



# Malaysia's Schedule of Tariff Commitments by Chapter (cont.)

## HS Code Chapter 55 – Man-Made Staple Fibres

Total tariff lines = 111

By Category	(A)	(B)					(C)
	BR=0%	B6	B8	B11	B13	B16	U
Number of tariff lines	106	5	-	-	-	-	-
Share of total	95%	5%	-	-	-	-	-

### Number (N) of tariff lines (TL) by heading (4-digits HS code)

Category	(A)	(B)						(C)	
By 4-digits HS code	BR = 0%	C-BR (B6-B16)	B6	B8	B11	B13	B16	U	C-BR
	N of TL	%	N of TL					N of TL	%
5501-5507	21	-	-	-	-	-	-	-	-
5508	1	20%	3	-	-	-	-	-	-
5509-5510	23	-	-	-	-	-	-	-	-
5511	3	20%	2	-	-	-	-	-	-
5512-5516	58	-	-	-	-	-	-	-	-

For description of 4-digits HS code in Chapter 55, kindly click [here](#).

## **Malaysia's Schedule of Tariff Commitments by Chapter (cont.)**

### **HS Code Chapter 56 – Wadding, Felt and Nonwovens; Special Yarns; Twine, Cordage, Ropes and Cables and Articles Thereof**

**Total tariff lines = 41**

<b>By Category</b>	<b>(A)</b>	<b>(B)</b>					<b>(C)</b>
	<b>BR=0%</b>	<b>B6</b>	<b>B8</b>	<b>B11</b>	<b>B13</b>	<b>B16</b>	<b>U</b>
Number of tariff lines	41	-	-	-	-	-	-
Share of total	100%	-	-	-	-	-	-

---

### **HS Code Chapter 57 – Carpets and Other Textile Floor Coverings**

**Total tariff lines = 41**

<b>By Category</b>	<b>(A)</b>	<b>(B)</b>					<b>(C)</b>
	<b>BR=0%</b>	<b>B6</b>	<b>B8</b>	<b>B11</b>	<b>B13</b>	<b>B16</b>	<b>U</b>
Number of tariff lines	41	-	-	-	-	-	-
Share of total	100%	-	-	-	-	-	-

## **Malaysia's Schedule of Tariff Commitments by Chapter (cont.)**

### **HS Code Chapter 58 – Special Woven Fabrics; Tufted Textile Fabrics; Lace; Tapestries; Trimmings; Embroidery**

**Total tariff lines = 72**

<b>By Category</b>	<b>(A)</b>	<b>(B)</b>					<b>(C)</b>
	<b>BR=0%</b>	<b>B6</b>	<b>B8</b>	<b>B11</b>	<b>B13</b>	<b>B16</b>	<b>U</b>
Number of tariff lines	72	-	-	-	-	-	-
Share of total	100%	-	-	-	-	-	-

---

### **HS Code Chapter 59 – Impregnated, Coated, Covered or Laminated Textile Fabrics; Textile Articles of A Kind Suitable For Industrial Use**

**Total tariff lines = 28**

<b>By Category</b>	<b>(A)</b>	<b>(B)</b>					<b>(C)</b>
	<b>BR=0%</b>	<b>B6</b>	<b>B8</b>	<b>B11</b>	<b>B13</b>	<b>B16</b>	<b>U</b>
Number of tariff lines	28	-	-	-	-	-	-
Share of total	100%	-	-	-	-	-	-

# Malaysia's Schedule of Tariff Commitments by Chapter (cont.)

## HS Code Chapter 60 – Knitted or Crocheted Fabrics

Total tariff lines = 43

By Category	(A)	(B)					(C)
	BR=0%	B6	B8	B11	B13	B16	U
Number of tariff lines	43	-	-	-	-	-	-
Share of total	100%	-	-	-	-	-	-

---

## HS Code Chapter 61 – Articles of Apparel and Clothing Accessories, Knitted or Crocheted

Total tariff lines = 107

By Category	(A)	(B)					(C)
	BR=0%	B6	B8	B11	B13	B16	U
Number of tariff lines	107	-	-	-	-	-	-
Share of total	100%	-	-	-	-	-	-

## **Malaysia's Schedule of Tariff Commitments by Chapter (cont.)**

### **HS Code Chapter 62 – Articles of Apparel and Clothing Accessories, Not Knitted or Crocheted**

**Total tariff lines = 141**

<b>By Category</b>	<i>(A)</i>	<i>(B)</i>					<i>(C)</i>
	<b>BR=0%</b>	<b>B6</b>	<b>B8</b>	<b>B11</b>	<b>B13</b>	<b>B16</b>	<b>U</b>
Number of tariff lines	141	-	-	-	-	-	-
Share of total	100%	-	-	-	-	-	-

---

### **HS Code Chapter 63 – Other Made Up Textile Articles; Sets; Worn Clothing and Worn Textile Articles; Rags**

**Total tariff lines = 63**

<b>By Category</b>	<i>(A)</i>	<i>(B)</i>					<i>(C)</i>
	<b>BR=0%</b>	<b>B6</b>	<b>B8</b>	<b>B11</b>	<b>B13</b>	<b>B16</b>	<b>U</b>
Number of tariff lines	63	-	-	-	-	-	-
Share of total	100%	-	-	-	-	-	-

## Malaysia's Schedule of Tariff Commitments by Chapter (cont.)

### HS Code Chapter 64 – Footwear, Gaiters and the Like; Parts of Such Articles

**Total tariff lines = 39**

By Category	(A)	(B)					(C)
	BR=0%	B6	B8	B11	B13	B16	U
Number of tariff lines	39	-	-	-	-	-	-
Share of total	100%	-	-	-	-	-	-

---

### HS Code Chapter 65 – Headgear and Parts Thereof

**Total tariff lines = 12**

By Category	(A)	(B)					(C)
	BR=0%	B6	B8	B11	B13	B16	U
Number of tariff lines	12	-	-	-	-	-	-
Share of total	100%	-	-	-	-	-	-

## Malaysia's Schedule of Tariff Commitments by Chapter (cont.)

HS Code Chapter 66 – Umbrellas, Sun Umbrellas, Walking-Sticks, Seat-Sticks, Whips, Riding Crops and Parts Thereof

Total tariff lines = 9

By Category	(A)	(B)					(C)
	BR=0%	B6	B8	B11	B13	B16	U
Number of tariff lines	4	5	-	-	-	-	-
Share of total	44%	56%	-	-	-	-	-

### Number (N) of tariff lines (TL) by heading (4-digits HS code)

Category	(A)	(B)						(C)	
By 4-digits HS code	BR = 0%	C-BR (B6-B16)	B6	B8	B11	B13	B16	U	C-BR
	N of TL	%	N of TL					N of TL	%
6601	-	20%	3	-	-	-	-	-	-
6602	3	-	-	-	-	-	-	-	-
6603	1	20%	2	-	-	-	-	-	-

For description of 4-digits HS code in Chapter 66, kindly click [here](#).

## Malaysia's Schedule of Tariff Commitments by Chapter (cont.)

HS Code Chapter 67 – Prepared Feathers and Down and Articles Made of Feathers or of Down; Artificial Flowers; Articles of Human Hair

Total tariff lines = 11

By Category	(A)	(B)					(C)
	BR=0%	B6	B8	B11	B13	B16	U
Number of tariff lines	7	4	-	-	-	-	-
Share of total	64%	36%	-	-	-	-	-

### Number (N) of tariff lines (TL) by heading (4-digits HS code)

Category	(A)	(B)						(C)	
By 4-digits HS code	BR = 0%	C-BR (B6-B16)	B6	B8	B11	B13	B16	U	C-BR
	N of TL	%	N of TL					N of TL	%
6701	1	15%	1	-	-	-	-	-	-
6702	2	20%	2	-	-	-	-	-	-
6703	1	-	-	-	-	-	-	-	-
6704	3	10%	1	-	-	-	-	-	-

For description of 4-digits HS code in Chapter 67, kindly click [here](#).



# Malaysia's Schedule of Tariff Commitments by Chapter (cont.)

## HS Code Chapter 68 – Articles of Stone, Plaster, Cement, Asbestos, MICA or Similar Materials

Total tariff lines = 75

By Category	(A)	(B)					(C)
	BR=0%	B6	B8	B11	B13	B16	U
Number of tariff lines	26	22	-	27	-	-	-
Share of total	35%	29%	-	36%	-	-	-

### Number (N) of tariff lines (TL) by heading (4-digits HS code)

Category	(A)	(B)						(C)	
By 4-digits HS code	BR = 0%	C-BR (B6-B16)	B6	B8	B11	B13	B16	U	C-BR
	N of TL	%	N of TL					N of TL	%
6801	1	-	-	-	-	-	-	-	-
6802	-	25-30%	1	-	10	-	-	-	-
6803	-	25%	2	-	-	-	-	-	-
6804	5	-	-	-	-	-	-	-	-
6805	-	25%	-	-	3	-	-	-	-
6806	-	25%	-	-	3	-	-	-	-
6807	2	25%	-	-	1	-	-	-	-
6808	-	10-30%	2	-	2	-	-	-	-
6809	1	25-30%	1	-	1	-	-	-	-
6810	-	10-30%	4	-	2	-	-	-	-
6811	4	10-25%	12	-	-	-	-	-	-
6812	7	30%	-	-	1	-	-	-	-
6813	-	30%	-	-	4	-	-	-	-
6814-6815	6	-	-	-	-	-	-	-	-

For description of 4-digits HS code in Chapter 68, kindly click [here](#).

# Malaysia's Schedule of Tariff Commitments by Chapter (cont.)

## HS Code Chapter 69 – Ceramic Products

Total tariff lines = 35

By Category	(A)	(B)					(C)
	BR=0%	B6	B8	B11	B13	B16	U
Number of tariff lines	22	9	-	4	-	-	-
Share of total	63%	26%	-	11%	-	-	-

### Number (N) of tariff lines (TL) by heading (4-digits HS code)

Category	(A)	(B)						(C)	
By 4-digits HS code	BR = 0%	C-BR (B6-B16)	B6	B8	B11	B13	B16	U	C-BR
	N of TL	%	N of TL					N of TL	%
6901	-	25%	-	-	1	-	-	-	-
6902	1	20%	2	-	-	-	-	-	-
6903	3	-	-	-	-	-	-	-	-
6904	-	30%	-	-	2	-	-	-	-
6905	-	10-30%	2	-	-	-	-	-	-
6906	-	30%	-	-	1	-	-	-	-
6907	1	10-50%	3	-	-	-	-	-	-
6908	2	60%	2	-	-	-	-	-	-
6909-6914	15	-	-	-	-	-	-	-	-

For description of 4-digits HS code in Chapter 69, kindly click [here](#).

# Malaysia's Schedule of Tariff Commitments by Chapter (cont.)

## HS Code Chapter 70 – Glass and Glassware

Total tariff lines = 78

By Category	(A)	(B)					(C)
	BR=0%	B6	B8	B11	B13	B16	U
Number of tariff lines	32	36	-	10	-	-	-
Share of total	41%	46%	-	13%	-	-	-

### Number (N) of tariff lines (TL) by heading (4-digits HS code)

Category	(A)	(B)						(C)	
By 4-digits HS code	BR = 0%	C-BR (B6-B16)	B6	B8	B11	B13	B16	U	C-BR
	N of TL	%	N of TL					N of TL	%
7001-7002	7	-	-	-	-	-	-	-	-
7003	2	30%	4	-	-	-	-	-	-
7004	2	30%	2	-	-	-	-	-	-
7005	3	30%	-	-	4	-	-	-	-
7006	1	30%	-	-	1	-	-	-	-
7007	-	30%	-	-	4	-	-	-	-
7008	-	30%	1	-	-	-	-	-	-
7009	1	30%	2	-	-	-	-	-	-
7010	2	30%	2	-	-	-	-	-	-
7011	3	-	-	-	-	-	-	-	-
7013	-	30%	10	-	-	-	-	-	-
7014	1	-	-	-	-	-	-	-	-
7015-7016	2	20%	2	-	-	-	-	-	-
7017	3	-	-	-	-	-	-	-	-
7018	1	20%	2	-	-	-	-	-	-
7019	3	20-25%	10	-	-	-	-	-	-
7020	1	20-30%	1	-	1	-	-	-	-

Note: HS code 7012 absent in Harmonized Tariff Schedule of the United States Basic Revision 7 (2021)

For description of 4-digits HS code in Chapter 70, kindly click [here](#).

# Malaysia's Schedule of Tariff Commitments by Chapter (cont.)

HS Code Chapter 71 – Natural or Cultured Pearls, Precious or Semi-Precious Stones, Precious Metals, Metals Clad with Precious Metal, and Articles Thereof; Imitation Jewellery; Coin

Total tariff lines = 58

By Category	(A)	(B)					(C)
	BR=0%	B6	B8	B11	B13	B16	U
Number of tariff lines	57	1	-	-	-	-	-
Share of total	98%	2%	-	-	-	-	-

## Number (N) of tariff lines (TL) by heading (4-digits HS code)

Category	(A)	(B)						(C)	
By 4-digits HS code	BR = 0%	C-BR (B6-B16)	B6	B8	B11	B13	B16	U	C-BR
	N of TL	%	N of TL					N of TL	%
7101-7114	44	-	-	-	-	-	-	-	-
7115	1	10%	1	-	-	-	-	-	-
7116-7118	12	-	-	-	-	-	-	-	-

For description of 4-digits HS code in Chapter 71, kindly click [here](#).

# Malaysia's Schedule of Tariff Commitments by Chapter (cont.)

## HS Code Chapter 72 – Iron and Steel

Total tariff lines = 290

By Category	(A)	(B)					(C)
	BR=0%	B6	B8	B11	B13	B16	U
Number of tariff lines	173	13	2	102	-	-	-
Share of total	60%	4%	1%	35%	-	-	-

### Number (N) of tariff lines (TL) by heading (4-digits HS code)

Category	(A)	(B)						(C)	
By 4-digits HS code	BR = 0%	C-BR (B6-B16)	B6	B8	B11	B13	B16	U	C-BR
	N of TL	%	N of TL					N of TL	%
7201-7207	38	-	-	-	-	-	-	-	-
7208	-	20%	-	1	16	-	-	-	-
7209	-	20%	-	-	15	-	-	-	-
7210	-	5-20%	2	-	27	-	-	-	-
7211	-	15-20%	-	-	17	-	-	-	-
7212	-	15-20%	1	1	27	-	-	-	-
7213-7219	70	-	-	-	-	-	-	-	-
7220	8	10%	4	-	-	-	-	-	-
7221-7225	21	-	-	-	-	-	-	-	-
7226	12	10%	6	-	-	-	-	-	-
7227-7229	24	-	-	-	-	-	-	-	-

For description of 4-digits HS code in Chapter 72, kindly click [here](#).

# Malaysia's Schedule of Tariff Commitments by Chapter (cont.)

## HS Code Chapter 73 – Articles of Iron or Steel

Total tariff lines = 187

By Category	(A)	(B)					(C)
	BR=0%	B6	B8	B11	B13	B16	U
Number of tariff lines	113	21	8	45	-	-	-
Share of total	60%	11%	4%	24%	-	-	-

### Number (N) of tariff lines (TL) by heading (4-digits HS code)

Category	(A)	(B)						(C)	
By 4-digits HS code	BR = 0%	C-BR (B6-B16)	B6	B8	B11	B13	B16	U	C-BR
	N of TL	%	N of TL				N of TL	%	
7301-7302	7	-	-	-	-	-	-	-	-
7303	-	20%	-	-	1	-	-	-	-
7304	-	20%	-	7	13	-	-	-	-
7305	-	20%	-	-	7	-	-	-	-
7306	-	20%	-	1	9	-	-	-	-
7307	12	10-20%	6	-	-	-	-	-	-
7308	2	20%	4	-	2	-	-	-	-
7309	2	-	-	-	-	-	-	-	-
7310	3	15%	3	-	-	-	-	-	-
7311	3	15%	1	-	-	-	-	-	-
7312-7320	48	-	-	-	-	-	-	-	-
7321	4	20%	1	-	7	-	-	-	-
7322	3	-	-	-	-	-	-	-	-
7323	4	10-20%	5	-	-	-	-	-	-
7324	8	20%	-	-	6	-	-	-	-
7325	5	-	-	-	-	-	-	-	-
7326	12	20%	1	-	-	-	-	-	-

For description of 4-digits HS code in Chapter 73, kindly click [here](#).

# Malaysia's Schedule of Tariff Commitments by Chapter (cont.)

## HS Code Chapter 74 – Copper and Articles Thereof

Total tariff lines = 62

By Category	(A)	(B)					(C)
	BR=0%	B6	B8	B11	B13	B16	U
Number of tariff lines	57	5	-	-	-	-	-
Share of total	92%	8%	-	-	-	-	-

### Number (N) of tariff lines (TL) by heading (4-digits HS code)

Category	(A)	(B)						(C)	
	BR = 0%	C-BR (B6-B16)	B6	B8	B11	B13	B16	U	C-BR
	N of TL	%	N of TL					N of TL	%
7401-7406	13	-	-	-	-	-	-	-	-
7407	3	18%	1	-	-	-	-	-	-
7408	3	25%	2	-	-	-	-	-	-
7409-7412	20	-	-	-	-	-	-	-	-
7413	-	25%	1	-	-	-	-	-	-
7415	6	-	-	-	-	-	-	-	-
7418	4	25%	1	-	-	-	-	-	-
7419	8	-	-	-	-	-	-	-	-

Note: HS code 7414, 7416 and 7417 absent in Harmonized Tariff Schedule of the United States Basic Revision 7 (2021)

For description of 4-digits HS code in Chapter 74, kindly click [here](#).

## HS Code Chapter 75 – Nickel and Articles Thereof

Total tariff lines = 17

By Category	(A)	(B)					(C)
	BR=0%	B6	B8	B11	B13	B16	U
Number of tariff lines	17	-	-	-	-	-	-
Share of total	100%	-	-	-	-	-	-

# Malaysia's Schedule of Tariff Commitments by Chapter (cont.)

## HS Code Chapter 76 – Aluminium and Articles Thereof

Total tariff lines = 43

By Category	(A)	(B)					(C)
	BR=0%	B6	B8	B11	B13	B16	U
Number of tariff lines	19	7	-	17	-	-	-
Share of total	44%	16%	-	40%	-	-	-

### Number (N) of tariff lines (TL) by heading (4-digits HS code)

Category	(A)	(B)						(C)	
By 4-digits HS code	BR = 0%	C-BR (B6-B16)	B6	B8	B11	B13	B16	U	C-BR
	N of TL	%	N of TL					N of TL	%
7601-7603	5	-	-	-	-	-	-	-	-
7604	1	25%	-	-	2	-	-	-	-
7605	-	25%	-	-	4	-	-	-	-
7606	-	30%	3	-	1	-	-	-	-
7607	2	30%	1	-	1	-	-	-	-
7608	-	25%	1	-	1	-	-	-	-
7609	1	-	-	-	-	-	-	-	-
7610	1	25%	-	-	2	-	-	-	-
7611	-	20%	1	-	-	-	-	-	-
7612	1	20%	1	-	-	-	-	-	-
7613	1	-	-	-	-	-	-	-	-
7614	-	30%	-	-	2	-	-	-	-
7615	2	25-30%	-	-	3	-	-	-	-
7616	5	25%	-	-	1	-	-	-	-

For description of 4-digits HS code in Chapter 76, kindly click [here](#).



# Malaysia's Schedule of Tariff Commitments by Chapter (cont.)

## HS Code Chapter 78 – Lead and Articles Thereof

Total tariff lines = 11

By Category	(A)	(B)					(C)
	BR=0%	B6	B8	B11	B13	B16	U
Number of tariff lines	9	2	-	-	-	-	-
Share of total	82%	18%	-	-	-	-	-

### Number (N) of tariff lines (TL) by heading (4-digits HS code)

Category	(A)	(B)						(C)	
By 4-digits HS code	BR = 0%	C-BR (B6-B16)	B6	B8	B11	B13	B16	U	C-BR
	N of TL	%	N of TL					N of TL	%
7801	2	15%	2	-	-	-	-	-	-
7802-7806	7	-	-	-	-	-	-	-	-

Note: HS code 7803 and 7805 absent in Harmonized Tariff Schedule of the United States Basic Revision 7 (2021)

For description of 4-digits HS code in Chapter 78, kindly click [here](#).

# Malaysia's Schedule of Tariff Commitments by Chapter (cont.)

## HS Code Chapter 79 – Zinc and Articles Thereof

Total tariff lines = 14

By Category	(A)	(B)					(C)
	BR=0%	B6	B8	B11	B13	B16	U
Number of tariff lines	10	4	-	-	-	-	-
Share of total	71%	29%	-	-	-	-	-

### Number (N) of tariff lines (TL) by heading (4-digits HS code)

Category	(A)	(B)						(C)	
By 4-digits HS code	BR = 0%	C-BR (B6-B16)	B6	B8	B11	B13	B16	U	C-BR
	N of TL	%	N of TL					N of TL	%
7901-7904	7	-	-	-	-	-	-	-	-
7905	1	20%	1	-	-	-	-	-	-
7907	2	20-25%	3	-	-	-	-	-	-

Note: HS code 7906 absent in Harmonized Tariff Schedule of the United States Basic Revision 7 (2021)

For description of 4-digits HS code in Chapter 79, kindly click [here](#).

# Malaysia's Schedule of Tariff Commitments by Chapter (cont.)

## HS Code Chapter 80 – Tin and Articles Thereof

**Total tariff lines = 10**

By Category	(A)	(B)					(C)
	BR=0%	B6	B8	B11	B13	B16	U
Number of tariff lines	9	1	-	-	-	-	-
Share of total	90%	10%	-	-	-	-	-

### Number (N) of tariff lines (TL) by heading (4-digits HS code)

Category	(A)	(B)					(C)		
By 4-digits HS code	BR = 0%	C-BR (B6-B16)	B6	B8	B11	B13	B16	U	C-BR
	N of TL	%	N of TL				N of TL	%	
8001-8003	4	-	-	-	-	-	-	-	-
8007	5	25%	1	-	-	-	-	-	-

Note: HS code 8004, 8005 and 8006 absent in Harmonized Tariff Schedule of the United States Basic Revision 7 (2021)

For description of 4-digits HS code in Chapter 80, kindly click [here](#).

## HS Code Chapter 81 – Other Base Metals; Cermets; Articles Thereof

**Total tariff lines = 48**

By Category	(A)	(B)					(C)
	BR=0%	B6	B8	B11	B13	B16	U
Number of tariff lines	48	-	-	-	-	-	-
Share of total	100%	-	-	-	-	-	-

# Malaysia's Schedule of Tariff Commitments by Chapter (cont.)

## HS Code Chapter 82 – Tools, Implements, Cutlery, Spoons and Forks, of Base Metal; Parts Thereof of Base Metal

Total tariff lines = 81

By Category	(A)	(B)					(C)
	BR=0%	B6	B8	B11	B13	B16	U
Number of tariff lines	68	7	-	6	-	-	-
Share of total	84%	9%	-	7%	-	-	-

### Number (N) of tariff lines (TL) by heading (4-digits HS code)

Category	(A)	(B)					(C)		
By 4-digits HS code	BR = 0%	C-BR (B6-B16)	B6	B8	B11	B13	B16	U	C-BR
	N of TL	%	N of TL				N of TL	%	
8201-8210	51	-	-	-	-	-	-	-	-
8211	3	25%	6	-	6	-	-	-	-
8212	3	-	-	-	-	-	-	-	-
8213	-	25%	1	-	-	-	-	-	-
8214-8215	11	-	-	-	-	-	-	-	-

For description of 4-digits HS code in Chapter 82, kindly click [here](#).

# Malaysia's Schedule of Tariff Commitments by Chapter (cont.)

## HS Code Chapter 83 – Miscellaneous Articles of Base Metal

Total tariff lines = 60

By Category	(A)	(B)					(C)
	BR=0%	B6	B8	B11	B13	B16	U
Number of tariff lines	59	1	-	-	-	-	-
Share of total	98%	2%	-	-	-	-	-

### Number (N) of tariff lines (TL) by heading (4-digits HS code)

Category	(A)	(B)					(C)		
By 4-digits HS code	BR = 0%	C-BR (B6-B16)	B6	B8	B11	B13	B16	U	C-BR
	N of TL	%	N of TL				N of TL	%	
8301-8309	55	-	-	-	-	-	-	-	-
8310	-	20%	1	-	-	-	-	-	-
8311	4	-	-	-	-	-	-	-	-

For description of 4-digits HS code in Chapter 83, kindly click [here](#).

# Malaysia's Schedule of Tariff Commitments by Chapter (cont.)

## HS Code Chapter 84 – Nuclear Reactors, Boilers, Machinery and Mechanical Appliances; Parts Thereof

Total tariff lines = 689

By Category	(A)	(B)					(C)
	BR=0%	B6	B8	B11	B13	B16	U
Number of tariff lines	593	88	-	8	-	-	-
Share of total	86%	13%	-	1%	-	-	-

### Number (N) of tariff lines (TL) by heading (4-digits HS code)

Category	(A)	(B)					(C)		
By 4-digits HS code	BR = 0%	C-BR (B6-B16)	B6	B8	B11	B13	B16	U	C-BR
	N of TL	%	N of TL				N of TL	%	
8401	4	-	-	-	-	-	-	-	-
8402	1	10-20%	4	-	-	-	-	-	-
8403-8406	13	-	-	-	-	-	-	-	-
8407	7	25-30%	1	-	1	-	-	-	-
8408	3	-	-	-	-	-	-	-	-
8409	7	30%	-	-	5	-	-	-	-
8410-8412	21	-	-	-	-	-	-	-	-
8413	14	10-25%	4	-	-	-	-	-	-
8414	19	20-30%	13	-	-	-	-	-	-
8415	7	30%	10	-	-	-	-	-	-
8416-8417	8	-	-	-	-	-	-	-	-
8418	-	30%	16	-	-	-	-	-	-
8419	15	25-30%	2	-	1	-	-	-	-
8420	3	-	-	-	-	-	-	-	-
8421	15	25%	6	-	-	-	-	-	-
8422-8423	15	-	-	-	-	-	-	-	-
8424	5	25%	1	-	-	-	-	-	-

For description of 4-digits HS code in Chapter 84, kindly click [here](#).

# Malaysia's Schedule of Tariff Commitments by Chapter (cont.)

## HS Code Chapter 84 – Nuclear Reactors, Boilers, Machinery and Mechanical Appliances; Parts Thereof (cont.)

Total tariff lines = 689

By Category	(A)	(B)					(C)
	BR=0%	B6	B8	B11	B13	B16	U
Number of tariff lines	593	88	-	8	-	-	-
Share of total	86%	13%	-	1%	-	-	-

### Number (N) of tariff lines (TL) by heading (4-digits HS code) (cont.)

Category	(A)	(B)						(C)	
	BR = 0%	C-BR (B6-B16)	B6	B8	B11	B13	B16	U	C-BR
	N of TL	%	N of TL					N of TL	%
8425	8	-	-	-	-	-	-	-	-
8426	9	20%	2	-	-	-	-	-	-
8427-8428	14	-	-	-	-	-	-	-	-
8429	8	20-25%	2	-	-	-	-	-	-
8430	4	20%	6	-	-	-	-	-	-
8431-8449	127	-	-	-	-	-	-	-	-
8450	6	25%	-	-	1	-	-	-	-
8451	9	20-30%	2	-	-	-	-	-	-
8452	5	20%	2	-	-	-	-	-	-
8453-8473	128	-	-	-	-	-	-	-	-
8474	6	20%	1	-	-	-	-	-	-
8475-8480	43	-	-	-	-	-	-	-	-
8481	30	20-25%	16	-	-	-	-	-	-
8482-8487	39	-	-	-	-	-	-	-	-

For description of 4-digits HS code in Chapter 84, kindly click [here](#).

# Malaysia's Schedule of Tariff Commitments by Chapter (cont.)

HS Code Chapter 85 – Electrical Machinery and Equipment and Parts Thereof; Sound Recorders and Reproducers, Television Image and Sound Recorders and Reproducers, and Parts and Accessories of Such Articles

Total tariff lines = 451

By Category	(A)	(B)					(C)
	BR=0%	B6	B8	B11	B13	B16	U
Number of tariff lines	424	22	3	2	-	-	-
Share of total	94%	5%	1%	1%	-	-	-

## Number (N) of tariff lines (TL) by heading (4-digits HS code)

Category	(A)	(B)					(C)		
By 4-digits HS code	BR = 0%	C-BR (B6-B16)	B6	B8	B11	B13	B16	U	C-BR
	N of TL	%	N of TL				N of TL	%	
8501-8506	54	-	-	-	-	-	-	-	-
8507	21	25%	2	-	-	-	-	-	-
8508	3	20%	2	-	-	-	-	-	-
8509	3	20%	1	-	-	-	-	-	-
8510-8515	31	-	-	-	-	-	-	-	-
8516	18	20%	1	-	-	-	-	-	-
8517-8543	261	-	-	-	-	-	-	-	-
8544	16	25-30%	15	3	2	-	-	-	-
8545-8547	11	-	-	-	-	-	-	-	-
8548	6	25%	1	-	-	-	-	-	-

For description of 4-digits HS code in Chapter 85, kindly click [here](#).



## **Malaysia's Schedule of Tariff Commitments by Chapter (cont.)**

**HS Code Chapter 86 – Railway or Tramway Locomotives, Rolling-Stock and Parts Thereof; Railway or Tramway Track Fixtures and Fittings and Parts Thereof; Mechanical (Including Electro-Mechanical) Traffic Signaling Equipment of All Kinds**

**Total tariff lines = 23**

<b>By Category</b>	<i>(A)</i>	<i>(B)</i>					<i>(C)</i>
	<b>BR=0%</b>	<b>B6</b>	<b>B8</b>	<b>B11</b>	<b>B13</b>	<b>B16</b>	<b>U</b>
Number of tariff lines	23	-	-	-	-	-	-
Share of total	100%	-	-	-	-	-	-

# Malaysia's Schedule of Tariff Commitments by Chapter (cont.)

## HS Code Chapter 87 – Vehicles Other Than Railway or Tramway Rolling-Stock, and Parts and Accessories Thereof

Total tariff lines = 356

By Category	(A)	(B)					(C)
	BR=0%	B6	B8	B11	B13	B16	U
Number of tariff lines	137	75	-	112	32	-	-
Share of total	38%	12%	-	31%	9%	-	-

### Number (N) of tariff lines (TL) by heading (4-digits HS code)

Category	(A)	(B)						(C)	
	BR = 0%	C-BR (B6-B16)	B6	B8	B11	B13	B16	U	C-BR
	N of TL	%	N of TL					N of TL	%
8701	7	30%	-	-	2	-	-	-	-
8702	2	10-30%	2	-	6	-	-	-	-
8703	44	10-35%	46	-	60	32	-	-	-
8704	7	5-30%	2	-	14	-	-	-	-
8705	-	30%	5	-	-	-	-	-	-
8706	2	30%	4	-	-	-	-	-	-
8707	2	30%	4	-	-	-	-	-	-
8708-8710	35	-	-	-	-	-	-	-	-
8711	9	10-50%	10	-	15	-	-	-	-
8712	3	25%	1	-	-	-	-	-	-
8713	4	-	-	-	-	-	-	-	-
8714	16	25-30%	-	-	8	-	-	-	-
8715	1	-	-	-	-	-	-	-	-
8716	5	25-30%	1	-	7	-	-	-	-

For description of 4-digits HS code in Chapter 87, kindly click [here](#).

# Malaysia's Schedule of Tariff Commitments by Chapter (cont.)

## HS Code Chapter 88 – Aircraft, Spacecraft, and Parts Thereof

Total tariff lines = 18

By Category	(A)	(B)					(C)
	BR=0%	B6	B8	B11	B13	B16	U
Number of tariff lines	18	-	-	-	-	-	-
Share of total	100%	-	-	-	-	-	-

## HS Code Chapter 89 – Ships, Boats and Floating Structures

Total tariff lines = 25

By Category	(A)	(B)					(C)
	BR=0%	B6	B8	B11	B13	B16	U
Number of tariff lines	21	4	-	-	-	-	-
Share of total	84%	16%	-	-	-	-	-

### Number (N) of tariff lines (TL) by heading (4-digits HS code)

Category	(A)	(B)						(C)	
By 4-digits HS code	BR = 0%	C-BR (B6-B16)	B6	B8	B11	B13	B16	U	C-BR
	N of TL	%	N of TL				N of TL	%	
8901	4	25%	2	-	-	-	-	-	-
8902	1	25%	1	-	-	-	-	-	-
8903	7	-	-	-	-	-	-	-	-
8904	1	25%	1	-	-	-	-	-	-
8905-8908	8	-	-	-	-	-	-	-	-

For description of 4-digits HS code in Chapter 89, kindly click [here](#).

## **Malaysia's Schedule of Tariff Commitments by Chapter (cont.)**

**HS Code Chapter 90 – Optical, Photographic, Cinematographic, Measuring, Checking, Precision, Medical or Surgical Instruments and Apparatus; Parts and Accessories Thereof**

**Total tariff lines = 176**

By Category	(A)	(B)					(C)
	BR=0%	B6	B8	B11	B13	B16	U
Number of tariff lines	176	-	-	-	-	-	-
Share of total	100%	-	-	-	-	-	-

---

**HS Code Chapter 91 – Clocks and Watches and Parts Thereof**

**Total tariff lines = 51**

By Category	(A)	(B)					(C)
	BR=0%	B6	B8	B11	B13	B16	U
Number of tariff lines	51	-	-	-	-	-	-
Share of total	100%	-	-	-	-	-	-

# Malaysia's Schedule of Tariff Commitments by Chapter (cont.)

## HS Code Chapter 92 – Musical Instruments; Parts and Accessories of Such Articles

Total tariff lines = 17

By Category	(A)	(B)					(C)
	BR=0%	B6	B8	B11	B13	B16	U
Number of tariff lines	17	-	-	-	-	-	-
Share of total	100%	-	-	-	-	-	-

## HS Code Chapter 93 – Arms and Ammunition; Parts and Accessories Thereof

Total tariff lines = 22

By Category	(A)	(B)					(C)
	BR=0%	B6	B8	B11	B13	B16	U
Number of tariff lines	14	-	-	-	-	8	-
Share of total	64%	-	-	-	-	36%	-

### Number (N) of tariff lines (TL) by heading (4-digits HS code)

Category	(A)	(B)					(C)		
By 4-digits HS code	BR = 0%	C-BR (B6-B16)	B6	B8	B11	B13	B16	U	C-BR
	N of TL	%	N of TL					N of TL	%
9301	3	-	-	-	-	-	-	-	-
9302	-	30%	-	-	-	-	1	-	-
9303	-	30%	-	-	-	-	4	-	-
9304	-	30%	-	-	-	-	1	-	-
9305	4	30%	-	-	-	-	2	-	-
9306-9307	7	-	-	-	-	-	-	-	-

For description of 4-digits HS code in Chapter 93, kindly click [here](#).

## Malaysia's Schedule of Tariff Commitments by Chapter (cont.)

HS Code Chapter 94 – Furniture; Bedding, Mattresses, Mattress Supports, Cushions and Similar Stuffed Furnishings; Lamps and Lighting Fittings, Not Elsewhere Specified or Included; Illuminated Signs, Illuminated Name-Plates and the Like; Prefabricated Buildings

Total tariff lines = 77

By Category	(A)	(B)					(C)
	BR=0%	B6	B8	B11	B13	B16	U
Number of tariff lines	62	14	-	1	-	-	-
Share of total	81%	18%	-	1%	-	-	-

### Number (N) of tariff lines (TL) by heading (4-digits HS code)

Category	(A)	(B)						(C)	
By 4-digits HS code	BR = 0%	C-BR (B6-B16)	B6	B8	B11	B13	B16	U	C-BR
	N of TL	%	N of TL					N of TL	%
9401	13	30%	-	-	1	-	-	-	-
9402-9403	27	-	-	-	-	-	-	-	-
9404	1	20%	5	-	-	-	-	-	-
9405	15	20-25%	9	-	-	-	-	-	-
9406	6	-	-	-	-	-	-	-	-

For description of 4-digits HS code in Chapter 94, kindly click [here](#).

# Malaysia's Schedule of Tariff Commitments by Chapter (cont.)

## HS Code Chapter 95 – Toys, Games and Sports Requisites; Parts and Accessories Thereof

Total tariff lines = 47

By Category	(A)	(B)					(C)
	BR=0%	B6	B8	B11	B13	B16	U
Number of tariff lines	47	-	-	-	-	-	-
Share of total	100%	-	-	-	-	-	-

## HS Code Chapter 96 – Miscellaneous Manufactured Articles

Total tariff lines = 89

By Category	(A)	(B)					(C)
	BR=0%	B6	B8	B11	B13	B16	U
Number of tariff lines	84	5	-	-	-	-	-
Share of total	94%	6%	-	-	-	-	-

### Number (N) of tariff lines (TL) by heading (4-digits HS code)

Category	(A)	(B)					(C)		
By 4-digits HS code	BR = 0%	C-BR (B6-B16)	B6	B8	B11	B13	B16	U	C-BR
	N of TL	%	N of TL					N of TL	%
9601-9607	32	-	-	-	-	-	-	-	-
9608	13	25%	2	-	-	-	-	-	-
9609	4	30%	1	-	-	-	-	-	-
9610-9618	28	-	-	-	-	-	-	-	-
9619	7	20%	2	-	-	-	-	-	-

For description of 4-digits HS code in Chapter 96, kindly click [here](#).

# Malaysia's Schedule of Tariff Commitments by Chapter (cont.)

## HS Code Chapter 97 – Works of Art, Collectors' Pieces, and Antiques

Total tariff lines = 8

By Category	(A)	(B)					(C)
	BR=0%	B6	B8	B11	B13	B16	U
Number of tariff lines	8	-	-	-	-	-	-
Share of total	100%	-	-	-	-	-	-

---

## HS Code Chapter 98 – Special Provisions

Total tariff lines = 8

By Category	(A)	(B)					(C)
	BR=0%	B6	B8	B11	B13	B16	U
Number of tariff lines	8	-	-	-	-	-	-
Share of total	100%	-	-	-	-	-	-





# **SERC Sdn Bhd**

Socio-Economic Research Centre

**Company No.: 918837-W**

**6<sup>th</sup> Floor, Wisma Chinese Chamber,**

**No. 258, Jalan Ampang,**

**50450 Kuala Lumpur, Malaysia**

**Tel: (603) 4260 3116 / 3119**

**Email: [serc@accimerc.com](mailto:serc@accimerc.com)**

**Website: <https://www.accimserc.com>**

